



Usr: planeacion02  
Rep: rptEstadoPresupuestoEgresos\_FF

# Instituto Tecnológico Superior de Tepeaca Estado de Puebla

## Estado del Ejercicio del Presupuesto por Fuente de Financiamiento Al 30/nov./2022

Fecha y hora de Impresión | 17/ene./2023  
12:29 p. m.

Unidad Administrativa	Objeto del Gasto	Aprobado	Ampliaciones / (Reducciones)	Presupuesto Vigente	Comprometido	Presupuesto Disponible para Comprometer	Devengado	Comprometido o No Devengado	Presupuesto Sin Devengar	Ejercido	Pagado	Cuentas por Pagar Deuda
<b>014</b>	<b>Ingresos Propios</b>											
<b>2000</b>	<b>MATERIALES Y SUMINISTROS</b>	<b>\$220,000.00</b>	<b>-\$113,333.72</b>	<b>\$106,666.28</b>	<b>\$2,577.52</b>	<b>\$104,088.76</b>	<b>\$2,577.52</b>	<b>\$0.00</b>	<b>\$104,088.76</b>	<b>\$2,577.52</b>	<b>\$2,577.52</b>	<b>\$0.00</b>
2100	MATERIALES DE ADMINISTRACIÓN, EMISIÓN DE DOC	\$0.00	\$1,786.40	\$1,786.40	\$1,786.40	\$0.00	\$1,786.40	\$0.00	\$0.00	\$1,786.40	\$1,786.40	\$0.00
2140	Materiales, útiles y equipos menores de tecnologías de la	\$0.00	\$1,786.40	\$1,786.40	\$1,786.40	\$0.00	\$1,786.40	\$0.00	\$0.00	\$1,786.40	\$1,786.40	\$0.00
2141	Materiales, útiles y equipos menores de tecnologías de la	\$0.00	\$1,786.40	\$1,786.40	\$1,786.40	\$0.00	\$1,786.40	\$0.00	\$0.00	\$1,786.40	\$1,786.40	\$0.00
<b>2500</b>	<b>PRODUCTOS QUÍMICOS, FARMACÉUTICOS Y DE LABI</b>	<b>\$20,000.00</b>	<b>\$791.12</b>	<b>\$20,791.12</b>	<b>\$791.12</b>	<b>\$20,000.00</b>	<b>\$791.12</b>	<b>\$0.00</b>	<b>\$20,000.00</b>	<b>\$791.12</b>	<b>\$791.12</b>	<b>\$0.00</b>
2510	Productos químicos básicos	\$10,000.00	\$0.00	\$10,000.00	\$0.00	\$10,000.00	\$0.00	\$0.00	\$10,000.00	\$0.00	\$0.00	\$0.00
2511	Productos químicos básicos	\$10,000.00	\$0.00	\$10,000.00	\$0.00	\$10,000.00	\$0.00	\$0.00	\$10,000.00	\$0.00	\$0.00	\$0.00
2550	Materiales, accesorios y suministros de laboratorio	\$10,000.00	\$0.00	\$10,000.00	\$0.00	\$10,000.00	\$0.00	\$0.00	\$10,000.00	\$0.00	\$0.00	\$0.00
2551	Materiales, accesorios y suministros de laboratorio	\$10,000.00	\$0.00	\$10,000.00	\$0.00	\$10,000.00	\$0.00	\$0.00	\$10,000.00	\$0.00	\$0.00	\$0.00
2560	Fibras sintéticas, hules, plásticos y derivados	\$0.00	\$791.12	\$791.12	\$791.12	\$0.00	\$791.12	\$0.00	\$0.00	\$791.12	\$791.12	\$0.00
2561	Fibras sintéticas, hules, plásticos y derivados	\$0.00	\$791.12	\$791.12	\$791.12	\$0.00	\$791.12	\$0.00	\$0.00	\$791.12	\$791.12	\$0.00
<b>2700</b>	<b>VESTUARIO, BLANCOS, PRENDAS DE PROTECCIÓN Y</b>	<b>\$200,000.00</b>	<b>-\$127,243.73</b>	<b>\$72,756.27</b>	<b>\$0.00</b>	<b>\$72,756.27</b>	<b>\$0.00</b>	<b>\$0.00</b>	<b>\$72,756.27</b>	<b>\$0.00</b>	<b>\$0.00</b>	<b>\$0.00</b>
2710	Vestuario y uniformes	\$200,000.00	-\$127,243.73	\$72,756.27	\$0.00	\$72,756.27	\$0.00	\$0.00	\$72,756.27	\$0.00	\$0.00	\$0.00
2711	Vestuario y uniformes	\$200,000.00	-\$127,243.73	\$72,756.27	\$0.00	\$72,756.27	\$0.00	\$0.00	\$72,756.27	\$0.00	\$0.00	\$0.00
<b>2900</b>	<b>HERRAMIENTAS, REFACCIONES Y ACCESORIOS MEN</b>	<b>\$0.00</b>	<b>\$11,332.49</b>	<b>\$11,332.49</b>	<b>\$0.00</b>	<b>\$11,332.49</b>	<b>\$0.00</b>	<b>\$0.00</b>	<b>\$11,332.49</b>	<b>\$0.00</b>	<b>\$0.00</b>	<b>\$0.00</b>
2910	Herramientas menores	\$0.00	\$11,332.49	\$11,332.49	\$0.00	\$11,332.49	\$0.00	\$0.00	\$11,332.49	\$0.00	\$0.00	\$0.00
2911	Herramientas menores	\$0.00	\$11,332.49	\$11,332.49	\$0.00	\$11,332.49	\$0.00	\$0.00	\$11,332.49	\$0.00	\$0.00	\$0.00
<b>3000</b>	<b>SERVICIOS GENERALES</b>	<b>\$450,000.00</b>	<b>-\$170,136.31</b>	<b>\$279,863.69</b>	<b>\$220,645.97</b>	<b>\$59,217.72</b>	<b>\$220,645.97</b>	<b>\$0.00</b>	<b>\$59,217.72</b>	<b>\$220,645.97</b>	<b>\$220,645.97</b>	<b>\$0.00</b>
<b>3200</b>	<b>SERVICIOS DE ARRENDAMIENTO</b>	<b>\$0.00</b>	<b>\$6,507.60</b>	<b>\$6,507.60</b>	<b>\$6,507.60</b>	<b>\$0.00</b>	<b>\$6,507.60</b>	<b>\$0.00</b>	<b>\$0.00</b>	<b>\$6,507.60</b>	<b>\$6,507.60</b>	<b>\$0.00</b>
3270	Arrendamiento de activos intangibles	\$0.00	\$6,507.60	\$6,507.60	\$6,507.60	\$0.00	\$6,507.60	\$0.00	\$0.00	\$6,507.60	\$6,507.60	\$0.00
3271	Derechos de autor, patentes, regalías y otros	\$0.00	\$6,507.60	\$6,507.60	\$6,507.60	\$0.00	\$6,507.60	\$0.00	\$0.00	\$6,507.60	\$6,507.60	\$0.00
<b>3300</b>	<b>SERVICIOS PROFESIONALES, CIENTÍFICOS, TÉCNICO</b>	<b>\$300,000.00</b>	<b>-\$240,782.28</b>	<b>\$59,217.72</b>	<b>\$0.00</b>	<b>\$59,217.72</b>	<b>\$0.00</b>	<b>\$0.00</b>	<b>\$59,217.72</b>	<b>\$0.00</b>	<b>\$0.00</b>	<b>\$0.00</b>
3340	Servicios de capacitación	\$200,000.00	-\$140,782.28	\$59,217.72	\$0.00	\$59,217.72	\$0.00	\$0.00	\$59,217.72	\$0.00	\$0.00	\$0.00
3341	Capacitación institucional	\$200,000.00	-\$140,782.28	\$59,217.72	\$0.00	\$59,217.72	\$0.00	\$0.00	\$59,217.72	\$0.00	\$0.00	\$0.00
3350	Servicios de investigación científica y desarrollo	\$100,000.00	-\$100,000.00	\$0.00	\$0.00	\$0.00	\$0.00	\$0.00	\$0.00	\$0.00	\$0.00	\$0.00
3351	Servicios de investigación científica y desarrollo	\$100,000.00	-\$100,000.00	\$0.00	\$0.00	\$0.00	\$0.00	\$0.00	\$0.00	\$0.00	\$0.00	\$0.00
<b>3400</b>	<b>SERVICIOS FINANCIEROS, BANCARIOS Y COMERCIAL</b>	<b>\$0.00</b>	<b>\$11,894.64</b>	<b>\$11,894.64</b>	<b>\$11,894.64</b>	<b>\$0.00</b>	<b>\$11,894.64</b>	<b>\$0.00</b>	<b>\$0.00</b>	<b>\$11,894.64</b>	<b>\$11,894.64</b>	<b>\$0.00</b>
3410	Servicios financieros y bancarios	\$0.00	\$6,918.24	\$6,918.24	\$6,918.24	\$0.00	\$6,918.24	\$0.00	\$0.00	\$6,918.24	\$6,918.24	\$0.00
3411	Servicios financieros y bancarios	\$0.00	\$6,918.24	\$6,918.24	\$6,918.24	\$0.00	\$6,918.24	\$0.00	\$0.00	\$6,918.24	\$6,918.24	\$0.00



Utr: planeacion02

Rep: rptEstadoPresupuestoEgresos\_FF

# Instituto Tecnológico Superior de Tepeaca Estado de Puebla

## Estado del Ejercicio del Presupuesto por Fuente de Financiamiento Al 30/nov./2022

Fecha y hora de Impresión | 17/ene./2023  
12:29 p. m.

Unidad Administrativa		Aprobado	Ampliaciones / (Reducciones)	Presupuesto Vigente	Comprometido	Presupuesto Disponible para Comprometer	Devengado	Comprometid o No Devengado	Presupuesto Sin Devengar	Ejercido	Pagado	Cuentas por Pagar Deuda
Objeto	del Gasto											
3450	Seguro de bienes patrimoniales	\$0.00	\$4,976.40	\$4,976.40	\$4,976.40	\$0.00	\$4,976.40	\$0.00	\$0.00	\$4,976.40	\$4,976.40	\$0.00
3451	Seguros de bienes patrimoniales	\$0.00	\$4,976.40	\$4,976.40	\$4,976.40	\$0.00	\$4,976.40	\$0.00	\$0.00	\$4,976.40	\$4,976.40	\$0.00
<b>3800</b>	<b>SERVICIOS OFICIALES</b>	<b>\$150,000.00</b>	<b>\$52,243.73</b>	<b>\$202,243.73</b>	<b>\$202,243.73</b>	<b>\$0.00</b>	<b>\$202,243.73</b>	<b>\$0.00</b>	<b>\$0.00</b>	<b>\$202,243.73</b>	<b>\$202,243.73</b>	<b>\$0.00</b>
3820	Gastos de orden social y cultural	\$75,000.00	\$127,243.73	\$202,243.73	\$202,243.73	\$0.00	\$202,243.73	\$0.00	\$0.00	\$202,243.73	\$202,243.73	\$0.00
3821	Gastos de orden social	\$75,000.00	\$127,243.73	\$202,243.73	\$202,243.73	\$0.00	\$202,243.73	\$0.00	\$0.00	\$202,243.73	\$202,243.73	\$0.00
3830	Congresos y convenciones	\$75,000.00	-\$75,000.00	\$0.00	\$0.00	\$0.00	\$0.00	\$0.00	\$0.00	\$0.00	\$0.00	\$0.00
3831	Congresos y convenciones	\$75,000.00	-\$75,000.00	\$0.00	\$0.00	\$0.00	\$0.00	\$0.00	\$0.00	\$0.00	\$0.00	\$0.00
<b>5000</b>	<b>BIENES MUEBLES, INMUEBLES E INTANGIBLE:</b>	<b>\$100,000.00</b>	<b>\$297,380.04</b>	<b>\$397,380.04</b>	<b>\$397,380.04</b>	<b>\$0.00</b>	<b>\$397,380.04</b>	<b>\$0.00</b>	<b>\$0.00</b>	<b>\$397,380.04</b>	<b>\$397,380.04</b>	<b>\$0.00</b>
<b>5100</b>	<b>MOBILIARIO Y EQUIPO DE ADMINISTRACIÓN</b>	<b>\$50,000.00</b>	<b>\$347,380.04</b>	<b>\$397,380.04</b>	<b>\$397,380.04</b>	<b>\$0.00</b>	<b>\$397,380.04</b>	<b>\$0.00</b>	<b>\$0.00</b>	<b>\$397,380.04</b>	<b>\$397,380.04</b>	<b>\$0.00</b>
5150	Equipo de cómputo y de tecnologías de la información	\$50,000.00	\$347,380.04	\$397,380.04	\$397,380.04	\$0.00	\$397,380.04	\$0.00	\$0.00	\$397,380.04	\$397,380.04	\$0.00
5151	Equipo de cómputo y de tecnología de la información	\$50,000.00	\$347,380.04	\$397,380.04	\$397,380.04	\$0.00	\$397,380.04	\$0.00	\$0.00	\$397,380.04	\$397,380.04	\$0.00
<b>5600</b>	<b>MAQUINARIA, OTROS EQUIPOS Y HERRAMIENTAS</b>	<b>\$50,000.00</b>	<b style="color: red;">-\$50,000.00</b>	<b>\$0.00</b>	<b>\$0.00</b>	<b>\$0.00</b>	<b>\$0.00</b>	<b>\$0.00</b>	<b>\$0.00</b>	<b>\$0.00</b>	<b>\$0.00</b>	<b>\$0.00</b>
5670	Herramientas y máquinas-herramienta	\$50,000.00	-\$50,000.00	\$0.00	\$0.00	\$0.00	\$0.00	\$0.00	\$0.00	\$0.00	\$0.00	\$0.00
5671	Herramientas y máquinas- herramienta	\$50,000.00	-\$50,000.00	\$0.00	\$0.00	\$0.00	\$0.00	\$0.00	\$0.00	\$0.00	\$0.00	\$0.00
<b>Ingresos Propios</b>		<b>\$770,000.00</b>	<b>\$13,910.01</b>	<b>\$783,910.01</b>	<b>\$620,603.53</b>	<b>\$163,306.48</b>	<b>\$620,603.53</b>	<b>\$0.00</b>	<b>\$163,306.48</b>	<b>\$620,603.53</b>	<b>\$620,603.53</b>	<b>\$0.00</b>
<b>015 Ingresos Propios 2019</b>												
<b>2000</b>	<b>MATERIALES Y SUMINISTROS</b>	<b>\$0.00</b>	<b>\$281,097.67</b>	<b>\$281,097.67</b>	<b>\$281,014.96</b>	<b>\$82.71</b>	<b>\$281,014.96</b>	<b>\$0.00</b>	<b>\$82.71</b>	<b>\$281,014.96</b>	<b>\$281,014.96</b>	<b>\$0.00</b>
<b>2400</b>	<b>MATERIALES Y ARTÍCULOS DE CONSTRUCCIÓN Y DE</b>	<b>\$0.00</b>	<b>\$41,384.16</b>	<b>\$41,384.16</b>	<b>\$41,384.16</b>	<b>\$0.00</b>	<b>\$41,384.16</b>	<b>\$0.00</b>	<b>\$0.00</b>	<b>\$41,384.16</b>	<b>\$41,384.16</b>	<b>\$0.00</b>
2460	Material eléctrico y electrónico	\$0.00	\$15,834.00	\$15,834.00	\$15,834.00	\$0.00	\$15,834.00	\$0.00	\$0.00	\$15,834.00	\$15,834.00	\$0.00
2461	Material eléctrico y electrónico	\$0.00	\$15,834.00	\$15,834.00	\$15,834.00	\$0.00	\$15,834.00	\$0.00	\$0.00	\$15,834.00	\$15,834.00	\$0.00
2470	Artículos metálicos para la construcción	\$0.00	\$24,568.80	\$24,568.80	\$24,568.80	\$0.00	\$24,568.80	\$0.00	\$0.00	\$24,568.80	\$24,568.80	\$0.00
2471	Artículos metálicos para la construcción	\$0.00	\$24,568.80	\$24,568.80	\$24,568.80	\$0.00	\$24,568.80	\$0.00	\$0.00	\$24,568.80	\$24,568.80	\$0.00
2490	Otros materiales y artículos de construcción y reparación	\$0.00	\$981.36	\$981.36	\$981.36	\$0.00	\$981.36	\$0.00	\$0.00	\$981.36	\$981.36	\$0.00
2491	Otros materiales y artículos de construcción y reparación	\$0.00	\$981.36	\$981.36	\$981.36	\$0.00	\$981.36	\$0.00	\$0.00	\$981.36	\$981.36	\$0.00
<b>2500</b>	<b>PRODUCTOS QUÍMICOS, FARMACÉUTICOS Y DE LABI</b>	<b>\$0.00</b>	<b>\$239,713.51</b>	<b>\$239,713.51</b>	<b>\$239,630.80</b>	<b>\$82.71</b>	<b>\$239,630.80</b>	<b>\$0.00</b>	<b>\$82.71</b>	<b>\$239,630.80</b>	<b>\$239,630.80</b>	<b>\$0.00</b>
2540	Materiales, accesorios y suministros médicos	\$0.00	\$212,280.67	\$212,280.67	\$212,197.96	\$82.71	\$212,197.96	\$0.00	\$82.71	\$212,197.96	\$212,197.96	\$0.00
2541	Materiales, accesorios y suministros médicos	\$0.00	\$212,280.67	\$212,280.67	\$212,197.96	\$82.71	\$212,197.96	\$0.00	\$82.71	\$212,197.96	\$212,197.96	\$0.00
2560	Fibras sintéticas, hules, plásticos y derivados	\$0.00	\$27,432.84	\$27,432.84	\$27,432.84	\$0.00	\$27,432.84	\$0.00	\$0.00	\$27,432.84	\$27,432.84	\$0.00
2561	Fibras sintéticas, hules, plásticos y derivados	\$0.00	\$27,432.84	\$27,432.84	\$27,432.84	\$0.00	\$27,432.84	\$0.00	\$0.00	\$27,432.84	\$27,432.84	\$0.00
<b>3000</b>	<b>SERVICIOS GENERALES</b>	<b>\$0.00</b>	<b>\$35,045.25</b>	<b>\$35,045.25</b>	<b>\$35,045.24</b>	<b>\$0.01</b>	<b>\$35,045.24</b>	<b>\$0.00</b>	<b>\$0.01</b>	<b>\$35,045.24</b>	<b>\$35,045.24</b>	<b>\$0.00</b>



Usr: planeacion02  
Rep: rptEstadoPresupuestoEgresos\_FF

# Instituto Tecnológico Superior de Tepeaca Estado de Puebla

## Estado del Ejercicio del Presupuesto por Fuente de Financiamiento Al 30/nov./2022

Fecha y hora de Impresión | 17/ene./2023  
12:29 p. m.

Unidad Administrativa		Aprobado	Ampliaciones / (Reducciones)	Presupuesto Vigente	Comprometido	Presupuesto Disponible para Comprometer	Devengado	Comprometid o No Devengado	Presupuesto Sin Devengar	Ejercido	Cuentas por Pagar Deuda	
Objeto	del Gasto										Pagado	Pagado
3300	SERVICIOS PROFESIONALES, CIENTÍFICOS, TÉCNICO	\$0.00	\$35,045.25	\$35,045.25	\$35,045.24	\$0.01	\$35,045.24	\$0.00	\$0.01	\$35,045.24	\$35,045.24	\$0.00
3360	Servicios de apoyo administrativo, traducción, fotocopiad	\$0.00	\$35,045.25	\$35,045.25	\$35,045.24	\$0.01	\$35,045.24	\$0.00	\$0.01	\$35,045.24	\$35,045.24	\$0.00
3364	Servicios de impresión de material informativo derivado d	\$0.00	\$35,045.25	\$35,045.25	\$35,045.24	\$0.01	\$35,045.24	\$0.00	\$0.01	\$35,045.24	\$35,045.24	\$0.00
<b>Ingresos Propios 2019</b>		<b>\$0.00</b>	<b>\$316,142.92</b>	<b>\$316,142.92</b>	<b>\$316,060.20</b>	<b>\$82.72</b>	<b>\$316,060.20</b>	<b>\$0.00</b>	<b>\$82.72</b>	<b>\$316,060.20</b>	<b>\$316,060.20</b>	<b>\$0.00</b>
<b>016 Ingresos Propios 2021</b>												
2000	MATERIALES Y SUMINISTROS	\$0.00	\$2,115.61	\$2,115.61	\$0.00	\$2,115.61	\$0.00	\$0.00	\$2,115.61	\$0.00	\$0.00	\$0.00
2900	HERRAMIENTAS, REFACCIONES Y ACCESORIOS MEN	\$0.00	\$2,115.61	\$2,115.61	\$0.00	\$2,115.61	\$0.00	\$0.00	\$2,115.61	\$0.00	\$0.00	\$0.00
2940	Refacciones y accesorios menores de equipo de cómput	\$0.00	\$2,115.61	\$2,115.61	\$0.00	\$2,115.61	\$0.00	\$0.00	\$2,115.61	\$0.00	\$0.00	\$0.00
2941	Refacciones y accesorios menores para equipo de cómput	\$0.00	\$2,115.61	\$2,115.61	\$0.00	\$2,115.61	\$0.00	\$0.00	\$2,115.61	\$0.00	\$0.00	\$0.00
5000	BIENES MUEBLES, INMUEBLES E INTANGIBLES	\$0.00	\$150,023.58	\$150,023.58	\$150,023.48	\$0.10	\$150,023.48	\$0.00	\$0.10	\$150,023.48	\$150,023.48	\$0.00
5100	MOBILIARIO Y EQUIPO DE ADMINISTRACIÓN	\$0.00	\$50,000.00	\$50,000.00	\$49,999.94	\$0.06	\$49,999.94	\$0.00	\$0.06	\$49,999.94	\$49,999.94	\$0.00
5110	Muebles de oficina y estantería	\$0.00	\$50,000.00	\$50,000.00	\$49,999.94	\$0.06	\$49,999.94	\$0.00	\$0.06	\$49,999.94	\$49,999.94	\$0.00
5111	Muebles de oficina y estantería	\$0.00	\$50,000.00	\$50,000.00	\$49,999.94	\$0.06	\$49,999.94	\$0.00	\$0.06	\$49,999.94	\$49,999.94	\$0.00
5600	MAQUINARIA, OTROS EQUIPOS Y HERRAMIENTAS	\$0.00	\$100,023.58	\$100,023.58	\$100,023.54	\$0.04	\$100,023.54	\$0.00	\$0.04	\$100,023.54	\$100,023.54	\$0.00
5610	Maquinaria y equipo agropecuario	\$0.00	\$100,023.58	\$100,023.58	\$100,023.54	\$0.04	\$100,023.54	\$0.00	\$0.04	\$100,023.54	\$100,023.54	\$0.00
5611	Maquinaria y equipo agropecuario	\$0.00	\$100,023.58	\$100,023.58	\$100,023.54	\$0.04	\$100,023.54	\$0.00	\$0.04	\$100,023.54	\$100,023.54	\$0.00
<b>Ingresos Propios 2021</b>		<b>\$0.00</b>	<b>\$152,139.19</b>	<b>\$152,139.19</b>	<b>\$150,023.48</b>	<b>\$2,115.71</b>	<b>\$150,023.48</b>	<b>\$0.00</b>	<b>\$2,115.71</b>	<b>\$150,023.48</b>	<b>\$150,023.48</b>	<b>\$0.00</b>
<b>025 Federal</b>												
1000	SERVICIOS PERSONALES	\$17,019,115.00	\$879,494.26	\$17,898,609.26	\$12,194,229.59	\$5,704,379.67	\$12,194,229.59	\$0.00	\$5,704,379.67	\$12,194,229.59	\$12,194,229.59	\$0.00
1100	REMUNERACIONES AL PERSONAL DE CARÁCTER PE	\$9,245,498.00	\$1,600,028.64	\$10,845,526.64	\$8,156,633.64	\$2,688,893.00	\$8,156,633.64	\$0.00	\$2,688,893.00	\$8,156,633.64	\$8,156,633.64	\$0.00
1130	Sueldos base al personal permanente	\$9,245,498.00	\$1,600,028.64	\$10,845,526.64	\$8,156,633.64	\$2,688,893.00	\$8,156,633.64	\$0.00	\$2,688,893.00	\$8,156,633.64	\$8,156,633.64	\$0.00
1132	Sueldo base al personal de confianza	\$9,245,498.00	\$1,600,028.64	\$10,845,526.64	\$8,156,633.64	\$2,688,893.00	\$8,156,633.64	\$0.00	\$2,688,893.00	\$8,156,633.64	\$8,156,633.64	\$0.00
1300	REMUNERACIONES ADICIONALES Y ESPECIALES	\$2,573,263.00	\$310,868.62	\$2,884,131.62	\$1,316,517.29	\$1,567,614.33	\$1,316,517.29	\$0.00	\$1,567,614.33	\$1,316,517.29	\$1,316,517.29	\$0.00
1310	Primas por años de servicios efectivos prestados	\$517,762.00	-\$66,718.00	\$451,044.00	\$353,213.77	\$97,830.23	\$353,213.77	\$0.00	\$97,830.23	\$353,213.77	\$353,213.77	\$0.00
1311	Prima quinquenal por años de servicios efectivos prestad	\$517,762.00	-\$66,718.00	\$451,044.00	\$353,213.77	\$97,830.23	\$353,213.77	\$0.00	\$97,830.23	\$353,213.77	\$353,213.77	\$0.00
1320	Primas de vacaciones, dominical y gratificación de fin de	\$2,055,501.00	\$170,444.62	\$2,225,945.62	\$794,552.14	\$1,431,393.48	\$794,552.14	\$0.00	\$1,431,393.48	\$794,552.14	\$794,552.14	\$0.00
1321	Primas de vacaciones y dominical	\$770,813.00	\$55,710.00	\$826,523.00	\$710,621.79	\$115,901.21	\$710,621.79	\$0.00	\$115,901.21	\$710,621.79	\$710,621.79	\$0.00
1322	Aguinaldo o gratificación de fin de año	\$1,284,688.00	\$114,734.62	\$1,399,422.62	\$83,930.35	\$1,315,492.27	\$83,930.35	\$0.00	\$1,315,492.27	\$83,930.35	\$83,930.35	\$0.00
1340	Compensaciones	\$0.00	\$207,142.00	\$207,142.00	\$168,751.38	\$38,390.62	\$168,751.38	\$0.00	\$38,390.62	\$168,751.38	\$168,751.38	\$0.00



Usr: planeacion02  
Rep: rptEstadoPresupuestoEgresos\_FF

# Instituto Tecnológico Superior de Tepeaca Estado de Puebla

## Estado del Ejercicio del Presupuesto por Fuente de Financiamiento Al 30/nov./2022

Fecha y hora de Impresión | 17/ene./2023  
12:29 p. m.

Unidad Administrativa		Aprobado	Ampliaciones / (Reducciones)	Presupuesto Vigente	Comprometido	Presupuesto Disponible para Comprometer	Devengado	Comprometid o No Devengado	Presupuesto Sin Devengar	Ejercido	Pagado	Cuentas por Pagar Deuda
Objeto	del Gasto											
1343	Compensación por adquisición de material didáctico	\$0.00	\$207,142.00	\$207,142.00	\$168,751.38	\$38,390.62	\$168,751.38	\$0.00	\$38,390.62	\$168,751.38	\$168,751.38	\$0.00
<b>1400</b>	<b>SEGURIDAD SOCIAL</b>	<b>\$3,237,415.00</b>	<b>\$0.00</b>	<b>\$3,237,415.00</b>	<b>\$2,024,524.05</b>	<b>\$1,212,890.95</b>	<b>\$2,024,524.05</b>	<b>\$0.00</b>	<b>\$1,212,890.95</b>	<b>\$2,024,524.05</b>	<b>\$2,024,524.05</b>	<b>\$0.00</b>
1410	Aportaciones de seguridad social	\$2,428,084.00	\$578,087.00	\$3,006,171.00	\$2,024,524.05	\$981,646.95	\$2,024,524.05	\$0.00	\$981,646.95	\$2,024,524.05	\$2,024,524.05	\$0.00
1411	Aportaciones al Instituto de Seguridad y Servicios Sociale	\$2,428,084.00	\$578,087.00	\$3,006,171.00	\$2,024,524.05	\$981,646.95	\$2,024,524.05	\$0.00	\$981,646.95	\$2,024,524.05	\$2,024,524.05	\$0.00
1420	Aportaciones a fondos de vivienda	\$578,087.00	-\$578,087.00	\$0.00	\$0.00	\$0.00	\$0.00	\$0.00	\$0.00	\$0.00	\$0.00	\$0.00
1421	Aportaciones para la vivienda	\$578,087.00	-\$578,087.00	\$0.00	\$0.00	\$0.00	\$0.00	\$0.00	\$0.00	\$0.00	\$0.00	\$0.00
1430	Aportaciones al sistema para el retiro	\$231,244.00	\$0.00	\$231,244.00	\$0.00	\$231,244.00	\$0.00	\$0.00	\$231,244.00	\$0.00	\$0.00	\$0.00
1431	Aportaciones al sistema de ahorro para el retiro	\$231,244.00	\$0.00	\$231,244.00	\$0.00	\$231,244.00	\$0.00	\$0.00	\$231,244.00	\$0.00	\$0.00	\$0.00
<b>1500</b>	<b>OTRAS PRESTACIONES SOCIALES Y ECONÓMICAS</b>	<b>\$1,162,014.00</b>	<b>-\$230,478.00</b>	<b>\$931,536.00</b>	<b>\$696,554.61</b>	<b>\$234,981.39</b>	<b>\$696,554.61</b>	<b>\$0.00</b>	<b>\$234,981.39</b>	<b>\$696,554.61</b>	<b>\$696,554.61</b>	<b>\$0.00</b>
1540	Prestaciones contractuales	\$0.00	\$924,151.00	\$924,151.00	\$689,169.61	\$234,981.39	\$689,169.61	\$0.00	\$234,981.39	\$689,169.61	\$689,169.61	\$0.00
1543	Prestaciones establecidas por condiciones generales de t	\$0.00	\$924,151.00	\$924,151.00	\$689,169.61	\$234,981.39	\$689,169.61	\$0.00	\$234,981.39	\$689,169.61	\$689,169.61	\$0.00
1590	Otras prestaciones sociales y económicas	\$1,162,014.00	-\$1,154,629.00	\$7,385.00	\$7,385.00	\$0.00	\$7,385.00	\$0.00	\$0.00	\$7,385.00	\$7,385.00	\$0.00
1591	Otras prestaciones sociales	\$1,162,014.00	-\$1,154,629.00	\$7,385.00	\$7,385.00	\$0.00	\$7,385.00	\$0.00	\$0.00	\$7,385.00	\$7,385.00	\$0.00
<b>1600</b>	<b>PREVISIONES</b>	<b>\$450,925.00</b>	<b>-\$450,925.00</b>	<b>\$0.00</b>	<b>\$0.00</b>	<b>\$0.00</b>	<b>\$0.00</b>	<b>\$0.00</b>	<b>\$0.00</b>	<b>\$0.00</b>	<b>\$0.00</b>	<b>\$0.00</b>
1610	Previsiones de carácter laboral, económica y de segurida	\$450,925.00	-\$450,925.00	\$0.00	\$0.00	\$0.00	\$0.00	\$0.00	\$0.00	\$0.00	\$0.00	\$0.00
1613	Otras medidas de carácter laboral y económico	\$450,925.00	-\$450,925.00	\$0.00	\$0.00	\$0.00	\$0.00	\$0.00	\$0.00	\$0.00	\$0.00	\$0.00
<b>1700</b>	<b>PAGO DE ESTÍMULOS A SERVIDORES PÚBLICOS</b>	<b>\$350,000.00</b>	<b>-\$350,000.00</b>	<b>\$0.00</b>	<b>\$0.00</b>	<b>\$0.00</b>	<b>\$0.00</b>	<b>\$0.00</b>	<b>\$0.00</b>	<b>\$0.00</b>	<b>\$0.00</b>	<b>\$0.00</b>
1710	Estímulos	\$350,000.00	-\$350,000.00	\$0.00	\$0.00	\$0.00	\$0.00	\$0.00	\$0.00	\$0.00	\$0.00	\$0.00
1711	Estímulos por productividad y eficiencia	\$350,000.00	-\$350,000.00	\$0.00	\$0.00	\$0.00	\$0.00	\$0.00	\$0.00	\$0.00	\$0.00	\$0.00
<b>2000</b>	<b>MATERIALES Y SUMINISTROS</b>	<b>\$1,832,842.00</b>	<b>\$260,520.49</b>	<b>\$2,093,362.49</b>	<b>\$2,045,754.18</b>	<b>\$47,608.31</b>	<b>\$1,852,051.20</b>	<b>\$193,702.98</b>	<b>\$241,311.29</b>	<b>\$1,852,051.20</b>	<b>\$1,852,051.20</b>	<b>\$0.00</b>
<b>2100</b>	<b>MATERIALES DE ADMINISTRACIÓN, EMISIÓN DE DOC</b>	<b>\$196,540.00</b>	<b>\$588,348.79</b>	<b>\$784,888.79</b>	<b>\$784,289.47</b>	<b>\$599.32</b>	<b>\$744,566.43</b>	<b>\$39,723.04</b>	<b>\$40,322.36</b>	<b>\$744,566.43</b>	<b>\$744,566.43</b>	<b>\$0.00</b>
2110	Materiales, útiles y equipos menores de oficina	\$49,619.00	\$120,499.89	\$170,118.89	\$170,118.88	\$0.01	\$170,118.88	\$0.00	\$0.01	\$170,118.88	\$170,118.88	\$0.00
2111	Materiales, útiles y equipos menores de oficina	\$49,619.00	\$120,499.89	\$170,118.89	\$170,118.88	\$0.01	\$170,118.88	\$0.00	\$0.01	\$170,118.88	\$170,118.88	\$0.00
2120	Materiales y útiles de impresión y reproducción	\$0.00	\$5,486.80	\$5,486.80	\$5,486.80	\$0.00	\$5,486.80	\$0.00	\$0.00	\$5,486.80	\$5,486.80	\$0.00
2121	Materiales y útiles de impresión y reproducción	\$0.00	\$5,486.80	\$5,486.80	\$5,486.80	\$0.00	\$5,486.80	\$0.00	\$0.00	\$5,486.80	\$5,486.80	\$0.00
2140	Materiales, útiles y equipos menores de tecnologías de la	\$29,993.00	\$41,846.96	\$71,839.96	\$71,839.96	\$0.00	\$71,839.96	\$0.00	\$0.00	\$71,839.96	\$71,839.96	\$0.00
2141	Materiales, útiles y equipos menores de tecnologías de la	\$29,993.00	\$41,846.96	\$71,839.96	\$71,839.96	\$0.00	\$71,839.96	\$0.00	\$0.00	\$71,839.96	\$71,839.96	\$0.00
2150	Material impreso e información digital	\$49,950.00	-\$48,951.00	\$999.00	\$999.00	\$0.00	\$999.00	\$0.00	\$0.00	\$999.00	\$999.00	\$0.00
2151	Material impreso e información digital	\$49,950.00	-\$48,951.00	\$999.00	\$999.00	\$0.00	\$999.00	\$0.00	\$0.00	\$999.00	\$999.00	\$0.00
2160	Material de limpieza	\$27,999.00	\$142,355.42	\$170,354.42	\$170,354.42	\$0.00	\$170,354.42	\$0.00	\$0.00	\$170,354.42	\$170,354.42	\$0.00
2161	Material de limpieza	\$27,999.00	\$142,355.42	\$170,354.42	\$170,354.42	\$0.00	\$170,354.42	\$0.00	\$0.00	\$170,354.42	\$170,354.42	\$0.00



Usr: planeacion02  
Rep: rptEstadoPresupuestoEgresos\_FF

# Instituto Tecnológico Superior de Tepeaca Estado de Puebla

## Estado del Ejercicio del Presupuesto por Fuente de Financiamiento Al 30/nov./2022

Fecha y hora de Impresión | 17/ene./2023  
12:29 p. m.

Unidad Administrativa		Aprobado	Ampliaciones / (Reducciones)	Presupuesto Vigente	Comprometido	Presupuesto Disponible para Comprometer	Devengado	Comprometid o No Devengado	Presupuesto Sin Devengar	Ejercido	Pagado	Cuentas por Pagar Deuda
Objeto	del Gasto											
2170	Materiales y útiles de enseñanza	\$29,979.00	\$323,039.92	\$353,018.92	\$352,419.61	\$599.31	\$312,696.57	\$39,723.04	\$40,322.35	\$312,696.57	\$312,696.57	\$0.00
2171	Materiales y útiles de enseñanza	\$29,979.00	\$323,039.92	\$353,018.92	\$352,419.61	\$599.31	\$312,696.57	\$39,723.04	\$40,322.35	\$312,696.57	\$312,696.57	\$0.00
2180	Materiales para el registro e identificación de bienes y per	\$9,000.00	\$4,070.80	\$13,070.80	\$13,070.80	\$0.00	\$13,070.80	\$0.00	\$0.00	\$13,070.80	\$13,070.80	\$0.00
2181	Registro e identificación de bienes y personas	\$9,000.00	\$4,070.80	\$13,070.80	\$13,070.80	\$0.00	\$13,070.80	\$0.00	\$0.00	\$13,070.80	\$13,070.80	\$0.00
<b>2200</b>	<b>ALIMENTOS Y UTENSILIOS</b>	<b>\$49,997.00</b>	<b>\$223,697.64</b>	<b>\$273,694.64</b>	<b>\$273,385.48</b>	<b>\$309.16</b>	<b>\$191,026.64</b>	<b>\$82,358.84</b>	<b>\$82,668.00</b>	<b>\$191,026.64</b>	<b>\$191,026.64</b>	<b>\$0.00</b>
2210	Productos alimenticios para personas	\$29,997.00	\$160,950.55	\$190,947.55	\$190,638.39	\$309.16	\$190,638.39	\$0.00	\$309.16	\$190,638.39	\$190,638.39	\$0.00
2213	Productos alimenticios para el personal en las instalacion	\$29,997.00	\$160,950.55	\$190,947.55	\$190,638.39	\$309.16	\$190,638.39	\$0.00	\$309.16	\$190,638.39	\$190,638.39	\$0.00
2230	Utensilios para el servicio de alimentación	\$20,000.00	\$62,747.09	\$82,747.09	\$82,747.09	\$0.00	\$388.25	\$82,358.84	\$82,358.84	\$388.25	\$388.25	\$0.00
2231	Utensilios para el servicio de alimentación	\$20,000.00	\$62,747.09	\$82,747.09	\$82,747.09	\$0.00	\$388.25	\$82,358.84	\$82,358.84	\$388.25	\$388.25	\$0.00
<b>2300</b>	<b>MATERIAS PRIMAS Y MATERIALES DE PRODUCCIÓN</b>	<b>\$0.00</b>	<b>\$4,474.00</b>	<b>\$4,474.00</b>	<b>\$4,474.00</b>	<b>\$0.00</b>	<b>\$4,474.00</b>	<b>\$0.00</b>	<b>\$0.00</b>	<b>\$4,474.00</b>	<b>\$4,474.00</b>	<b>\$0.00</b>
2350	Productos químicos, farmacéuticos y de laboratorio adqui	\$0.00	\$298.00	\$298.00	\$298.00	\$0.00	\$298.00	\$0.00	\$0.00	\$298.00	\$298.00	\$0.00
2351	Productos químicos, farmacéuticos y de laboratorio adqui	\$0.00	\$298.00	\$298.00	\$298.00	\$0.00	\$298.00	\$0.00	\$0.00	\$298.00	\$298.00	\$0.00
2360	Productos metálicos y a base de minerales no metálicos	\$0.00	\$4,176.00	\$4,176.00	\$4,176.00	\$0.00	\$4,176.00	\$0.00	\$0.00	\$4,176.00	\$4,176.00	\$0.00
2361	Productos metálicos y a base de minerales no metálicos	\$0.00	\$4,176.00	\$4,176.00	\$4,176.00	\$0.00	\$4,176.00	\$0.00	\$0.00	\$4,176.00	\$4,176.00	\$0.00
<b>2400</b>	<b>MATERIALES Y ARTÍCULOS DE CONSTRUCCIÓN Y DE</b>	<b>\$275,421.00</b>	<b>-\$195,787.26</b>	<b>\$79,633.74</b>	<b>\$79,633.74</b>	<b>\$0.00</b>	<b>\$69,704.14</b>	<b>\$9,929.60</b>	<b>\$9,929.60</b>	<b>\$69,704.14</b>	<b>\$69,704.14</b>	<b>\$0.00</b>
2410	Productos minerales no metálicos	\$25,000.00	-\$24,653.22	\$346.78	\$346.78	\$0.00	\$346.78	\$0.00	\$0.00	\$346.78	\$346.78	\$0.00
2411	Productos minerales no metálicos	\$25,000.00	-\$24,653.22	\$346.78	\$346.78	\$0.00	\$346.78	\$0.00	\$0.00	\$346.78	\$346.78	\$0.00
2420	Cemento y productos de concreto	\$27,858.00	-\$27,858.00	\$0.00	\$0.00	\$0.00	\$0.00	\$0.00	\$0.00	\$0.00	\$0.00	\$0.00
2421	Cemento y productos de concreto	\$27,858.00	-\$27,858.00	\$0.00	\$0.00	\$0.00	\$0.00	\$0.00	\$0.00	\$0.00	\$0.00	\$0.00
2430	Cal, yeso y productos de yeso	\$24,955.00	-\$24,955.00	\$0.00	\$0.00	\$0.00	\$0.00	\$0.00	\$0.00	\$0.00	\$0.00	\$0.00
2431	Cal, yeso y productos de yeso	\$24,955.00	-\$24,955.00	\$0.00	\$0.00	\$0.00	\$0.00	\$0.00	\$0.00	\$0.00	\$0.00	\$0.00
2440	Madera y productos de madera	\$19,919.00	\$12,902.21	\$32,821.21	\$32,821.21	\$0.00	\$32,821.21	\$0.00	\$0.00	\$32,821.21	\$32,821.21	\$0.00
2441	Madera y productos de madera	\$19,919.00	\$12,902.21	\$32,821.21	\$32,821.21	\$0.00	\$32,821.21	\$0.00	\$0.00	\$32,821.21	\$32,821.21	\$0.00
2450	Vidrio y productos de vidrio	\$27,840.00	-\$27,840.00	\$0.00	\$0.00	\$0.00	\$0.00	\$0.00	\$0.00	\$0.00	\$0.00	\$0.00
2451	Vidrio y productos de vidrio	\$27,840.00	-\$27,840.00	\$0.00	\$0.00	\$0.00	\$0.00	\$0.00	\$0.00	\$0.00	\$0.00	\$0.00
2460	Material eléctrico y electrónico	\$35,000.00	-\$11,831.57	\$23,168.43	\$23,168.43	\$0.00	\$13,238.83	\$9,929.60	\$9,929.60	\$13,238.83	\$13,238.83	\$0.00
2461	Material eléctrico y electrónico	\$35,000.00	-\$11,831.57	\$23,168.43	\$23,168.43	\$0.00	\$13,238.83	\$9,929.60	\$9,929.60	\$13,238.83	\$13,238.83	\$0.00
2470	Artículos metálicos para la construcción	\$25,000.00	-\$10,887.52	\$14,112.48	\$14,112.48	\$0.00	\$14,112.48	\$0.00	\$0.00	\$14,112.48	\$14,112.48	\$0.00
2471	Artículos metálicos para la construcción	\$25,000.00	-\$10,887.52	\$14,112.48	\$14,112.48	\$0.00	\$14,112.48	\$0.00	\$0.00	\$14,112.48	\$14,112.48	\$0.00
2480	Materiales complementarios	\$44,849.00	-\$44,579.00	\$270.00	\$270.00	\$0.00	\$270.00	\$0.00	\$0.00	\$270.00	\$270.00	\$0.00
2481	Materiales Complementarios	\$44,849.00	-\$44,579.00	\$270.00	\$270.00	\$0.00	\$270.00	\$0.00	\$0.00	\$270.00	\$270.00	\$0.00



Usr: planeacion02  
Rep: rptEstadoPresupuestoEgresos\_FF

# Instituto Tecnológico Superior de Tepeaca Estado de Puebla

## Estado del Ejercicio del Presupuesto por Fuente de Financiamiento Al 30/nov./2022

Fecha y hora de Impresión | 17/ene./2023  
12:29 p. m.

Unidad Administrativa		Aprobado	Ampliaciones / (Reducciones)	Presupuesto Vigente	Comprometido	Presupuesto Disponible para Comprometer	Devengado	Comprometid o No Devengado	Presupuesto Sin Devengar	Ejercido	Pagado	Cuentas por Pagar Deuda
Objeto	del Gasto											
2490	Otros materiales y artículos de construcción y reparación	\$45,000.00	-\$36,085.16	\$8,914.84	\$8,914.84	\$0.00	\$8,914.84	\$0.00	\$0.00	\$8,914.84	\$8,914.84	\$0.00
2491	Otros materiales y artículos de construcción y reparación	\$45,000.00	-\$36,085.16	\$8,914.84	\$8,914.84	\$0.00	\$8,914.84	\$0.00	\$0.00	\$8,914.84	\$8,914.84	\$0.00
<b>2500</b>	<b>PRODUCTOS QUÍMICOS, FARMACÉUTICOS Y DE LABO</b>	<b>\$245,233.00</b>	<b>-\$148,146.46</b>	<b>\$97,086.54</b>	<b>\$96,541.47</b>	<b>\$545.07</b>	<b>\$96,541.47</b>	<b>\$0.00</b>	<b>\$545.07</b>	<b>\$96,541.47</b>	<b>\$96,541.47</b>	<b>\$0.00</b>
2510	Productos químicos básicos	\$34,997.00	-\$34,881.00	\$116.00	\$115.99	\$0.01	\$115.99	\$0.00	\$0.01	\$115.99	\$115.99	\$0.00
2511	Productos químicos básicos	\$34,997.00	-\$34,881.00	\$116.00	\$115.99	\$0.01	\$115.99	\$0.00	\$0.01	\$115.99	\$115.99	\$0.00
2520	Fertilizantes, pesticidas y otros agroquímicos	\$34,815.00	-\$34,815.00	\$0.00	\$0.00	\$0.00	\$0.00	\$0.00	\$0.00	\$0.00	\$0.00	\$0.00
2521	Fertilizantes, pesticidas y otros agroquímicos	\$34,815.00	-\$34,815.00	\$0.00	\$0.00	\$0.00	\$0.00	\$0.00	\$0.00	\$0.00	\$0.00	\$0.00
2530	Medicinas y productos farmacéuticos	\$34,994.00	-\$30,120.13	\$4,873.87	\$4,873.87	\$0.00	\$4,873.87	\$0.00	\$0.00	\$4,873.87	\$4,873.87	\$0.00
2531	Medicinas y productos farmacéuticos	\$34,994.00	-\$30,120.13	\$4,873.87	\$4,873.87	\$0.00	\$4,873.87	\$0.00	\$0.00	\$4,873.87	\$4,873.87	\$0.00
2540	Materiales, accesorios y suministros médicos	\$24,997.00	-\$5,655.16	\$19,341.84	\$19,341.84	\$0.00	\$19,341.84	\$0.00	\$0.00	\$19,341.84	\$19,341.84	\$0.00
2541	Materiales, accesorios y suministros médicos	\$24,997.00	-\$5,655.16	\$19,341.84	\$19,341.84	\$0.00	\$19,341.84	\$0.00	\$0.00	\$19,341.84	\$19,341.84	\$0.00
2550	Materiales, accesorios y suministros de laboratorio	\$24,921.00	-\$16,422.72	\$8,498.28	\$8,498.28	\$0.00	\$8,498.28	\$0.00	\$0.00	\$8,498.28	\$8,498.28	\$0.00
2551	Materiales, accesorios y suministros de laboratorio	\$24,921.00	-\$16,422.72	\$8,498.28	\$8,498.28	\$0.00	\$8,498.28	\$0.00	\$0.00	\$8,498.28	\$8,498.28	\$0.00
2560	Fibras sintéticas, hules, plásticos y derivados	\$45,000.00	-\$17,221.17	\$27,778.83	\$27,233.77	\$545.06	\$27,233.77	\$0.00	\$545.06	\$27,233.77	\$27,233.77	\$0.00
2561	Fibras sintéticas, hules, plásticos y derivados	\$45,000.00	-\$17,221.17	\$27,778.83	\$27,233.77	\$545.06	\$27,233.77	\$0.00	\$545.06	\$27,233.77	\$27,233.77	\$0.00
2590	Otros productos químicos	\$45,509.00	-\$9,031.28	\$36,477.72	\$36,477.72	\$0.00	\$36,477.72	\$0.00	\$0.00	\$36,477.72	\$36,477.72	\$0.00
2591	Otros productos químicos	\$45,509.00	-\$9,031.28	\$36,477.72	\$36,477.72	\$0.00	\$36,477.72	\$0.00	\$0.00	\$36,477.72	\$36,477.72	\$0.00
<b>2600</b>	<b>COMBUSTIBLES, LUBRICANTES Y ADITIVOS</b>	<b>\$279,989.00</b>	<b>-\$25,239.39</b>	<b>\$254,749.61</b>	<b>\$208,594.85</b>	<b>\$46,154.76</b>	<b>\$208,594.85</b>	<b>\$0.00</b>	<b>\$46,154.76</b>	<b>\$208,594.85</b>	<b>\$208,594.85</b>	<b>\$0.00</b>
2610	Combustibles, lubricantes y aditivos	\$279,989.00	-\$26,747.39	\$253,241.61	\$207,086.85	\$46,154.76	\$207,086.85	\$0.00	\$46,154.76	\$207,086.85	\$207,086.85	\$0.00
2612	Combustibles, lubricantes y aditivos para vehículos destir	\$279,989.00	-\$26,747.39	\$253,241.61	\$207,086.85	\$46,154.76	\$207,086.85	\$0.00	\$46,154.76	\$207,086.85	\$207,086.85	\$0.00
2620	Carbón y sus derivados	\$0.00	\$1,508.00	\$1,508.00	\$1,508.00	\$0.00	\$1,508.00	\$0.00	\$0.00	\$1,508.00	\$1,508.00	\$0.00
2621	Carbón y sus derivados	\$0.00	\$1,508.00	\$1,508.00	\$1,508.00	\$0.00	\$1,508.00	\$0.00	\$0.00	\$1,508.00	\$1,508.00	\$0.00
<b>2700</b>	<b>VESTUARIO, BLANCOS, PRENDAS DE PROTECCIÓN Y</b>	<b>\$276,613.00</b>	<b>\$96,934.15</b>	<b>\$373,547.15</b>	<b>\$373,547.15</b>	<b>\$0.00</b>	<b>\$366,412.86</b>	<b>\$7,134.29</b>	<b>\$7,134.29</b>	<b>\$366,412.86</b>	<b>\$366,412.86</b>	<b>\$0.00</b>
2710	Vestuario y uniformes	\$74,942.00	\$174,664.48	\$249,606.48	\$249,606.48	\$0.00	\$249,606.48	\$0.00	\$0.00	\$249,606.48	\$249,606.48	\$0.00
2711	Vestuario y uniformes	\$74,942.00	\$174,664.48	\$249,606.48	\$249,606.48	\$0.00	\$249,606.48	\$0.00	\$0.00	\$249,606.48	\$249,606.48	\$0.00
2720	Prendas de seguridad y protección personal	\$71,703.00	\$43,742.69	\$115,445.69	\$115,445.69	\$0.00	\$108,311.40	\$7,134.29	\$7,134.29	\$108,311.40	\$108,311.40	\$0.00
2721	Prendas de seguridad y protección personal	\$71,703.00	\$43,742.69	\$115,445.69	\$115,445.69	\$0.00	\$108,311.40	\$7,134.29	\$7,134.29	\$108,311.40	\$108,311.40	\$0.00
2730	Artículos deportivos	\$79,986.00	-\$79,986.00	\$0.00	\$0.00	\$0.00	\$0.00	\$0.00	\$0.00	\$0.00	\$0.00	\$0.00
2731	Artículos deportivos	\$79,986.00	-\$79,986.00	\$0.00	\$0.00	\$0.00	\$0.00	\$0.00	\$0.00	\$0.00	\$0.00	\$0.00
2740	Productos textiles	\$49,982.00	-\$41,487.02	\$8,494.98	\$8,494.98	\$0.00	\$8,494.98	\$0.00	\$0.00	\$8,494.98	\$8,494.98	\$0.00
2741	Productos textiles	\$49,982.00	-\$41,487.02	\$8,494.98	\$8,494.98	\$0.00	\$8,494.98	\$0.00	\$0.00	\$8,494.98	\$8,494.98	\$0.00





Utr: planeacion02  
Rep: rptEstadoPresupuestoEgresos\_FF

# Instituto Tecnológico Superior de Tepeaca Estado de Puebla

## Estado del Ejercicio del Presupuesto por Fuente de Financiamiento Al 30/nov./2022

Fecha y hora de Impresión | 17/ene./2023  
12:29 p. m.

Unidad Administrativa		Aprobado	Ampliaciones / (Reducciones)	Presupuesto Vigente	Comprometido	Presupuesto Disponible para Comprometer	Devengado	Comprometid o No Devengado	Presupuesto Sin Devengar	Ejercido	Pagado	Cuentas por
Objeto	del Gasto											Pagar Deuda
<b>2900</b>	<b>HERRAMIENTAS, REFACCIONES Y ACCESORIOS MEN</b>	<b>\$509,049.00</b>	<b>-\$283,760.98</b>	<b>\$225,288.02</b>	<b>\$225,288.02</b>	<b>\$0.00</b>	<b>\$170,730.81</b>	<b>\$54,557.21</b>	<b>\$54,557.21</b>	<b>\$170,730.81</b>	<b>\$170,730.81</b>	<b>\$0.00</b>
2910	Herramientas menores	\$79,120.00	-\$20,078.03	\$59,041.97	\$59,041.97	\$0.00	\$4,484.76	\$54,557.21	\$54,557.21	\$4,484.76	\$4,484.76	\$0.00
2911	Herramientas menores	\$79,120.00	-\$20,078.03	\$59,041.97	\$59,041.97	\$0.00	\$4,484.76	\$54,557.21	\$54,557.21	\$4,484.76	\$4,484.76	\$0.00
2920	Refacciones y accesorios menores de edificios	\$60,000.00	-\$37,438.01	\$22,561.99	\$22,561.99	\$0.00	\$22,561.99	\$0.00	\$0.00	\$22,561.99	\$22,561.99	\$0.00
2921	Refacciones y accesorios menores de edificios	\$60,000.00	-\$37,438.01	\$22,561.99	\$22,561.99	\$0.00	\$22,561.99	\$0.00	\$0.00	\$22,561.99	\$22,561.99	\$0.00
2930	Refacciones y accesorios menores de mobiliario y equipo	\$45,000.00	-\$45,000.00	\$0.00	\$0.00	\$0.00	\$0.00	\$0.00	\$0.00	\$0.00	\$0.00	\$0.00
2931	Refacciones y accesorios menores de mobiliario y equipo	\$45,000.00	-\$45,000.00	\$0.00	\$0.00	\$0.00	\$0.00	\$0.00	\$0.00	\$0.00	\$0.00	\$0.00
2940	Refacciones y accesorios menores de equipo de cómputo	\$149,988.00	-\$70,856.15	\$79,131.85	\$79,131.85	\$0.00	\$79,131.85	\$0.00	\$0.00	\$79,131.85	\$79,131.85	\$0.00
2941	Refacciones y accesorios menores para equipo de cómputo	\$149,988.00	-\$70,856.15	\$79,131.85	\$79,131.85	\$0.00	\$79,131.85	\$0.00	\$0.00	\$79,131.85	\$79,131.85	\$0.00
2960	Refacciones y accesorios menores de equipo de transporte	\$109,989.00	-\$54,109.74	\$55,879.26	\$55,879.26	\$0.00	\$55,879.26	\$0.00	\$0.00	\$55,879.26	\$55,879.26	\$0.00
2961	Refacciones y accesorios menores de equipo de transporte	\$109,989.00	-\$54,109.74	\$55,879.26	\$55,879.26	\$0.00	\$55,879.26	\$0.00	\$0.00	\$55,879.26	\$55,879.26	\$0.00
2980	Refacciones y accesorios menores de maquinaria y otros	\$14,952.00	-\$8,217.13	\$6,734.87	\$6,734.87	\$0.00	\$6,734.87	\$0.00	\$0.00	\$6,734.87	\$6,734.87	\$0.00
2981	Refacciones y accesorios menores de maquinaria y otros	\$14,952.00	-\$8,217.13	\$6,734.87	\$6,734.87	\$0.00	\$6,734.87	\$0.00	\$0.00	\$6,734.87	\$6,734.87	\$0.00
2990	Refacciones y accesorios menores otros bienes muebles	\$50,000.00	-\$48,061.92	\$1,938.08	\$1,938.08	\$0.00	\$1,938.08	\$0.00	\$0.00	\$1,938.08	\$1,938.08	\$0.00
2991	Refacciones y accesorios menores de otros bienes muebles	\$50,000.00	-\$48,061.92	\$1,938.08	\$1,938.08	\$0.00	\$1,938.08	\$0.00	\$0.00	\$1,938.08	\$1,938.08	\$0.00
<b>3000</b>	<b>SERVICIOS GENERALES</b>	<b>\$4,006,557.00</b>	<b>-\$674,796.75</b>	<b>\$3,331,760.25</b>	<b>\$3,024,754.65</b>	<b>\$307,005.60</b>	<b>\$2,805,054.65</b>	<b>\$219,700.00</b>	<b>\$526,705.60</b>	<b>\$2,805,054.65</b>	<b>\$2,804,218.27</b>	<b>\$836.38</b>
<b>3100</b>	<b>SERVICIOS BÁSICOS</b>	<b>\$360,189.00</b>	<b>-\$23,631.65</b>	<b>\$336,557.35</b>	<b>\$330,801.19</b>	<b>\$5,756.16</b>	<b>\$330,801.19</b>	<b>\$0.00</b>	<b>\$5,756.16</b>	<b>\$330,801.19</b>	<b>\$330,801.19</b>	<b>\$0.00</b>
3110	Energía eléctrica	\$130,092.00	-\$972.00	\$129,120.00	\$124,175.00	\$4,945.00	\$124,175.00	\$0.00	\$4,945.00	\$124,175.00	\$124,175.00	\$0.00
3111	Servicio de energía eléctrica	\$130,092.00	-\$972.00	\$129,120.00	\$124,175.00	\$4,945.00	\$124,175.00	\$0.00	\$4,945.00	\$124,175.00	\$124,175.00	\$0.00
3120	Gas	\$25,432.00	-\$5,584.76	\$19,847.24	\$19,847.24	\$0.00	\$19,847.24	\$0.00	\$0.00	\$19,847.24	\$19,847.24	\$0.00
3121	Servicio de gas	\$25,432.00	-\$5,584.76	\$19,847.24	\$19,847.24	\$0.00	\$19,847.24	\$0.00	\$0.00	\$19,847.24	\$19,847.24	\$0.00
3130	Agua	\$26,174.00	\$21,217.93	\$47,391.93	\$47,391.93	\$0.00	\$47,391.93	\$0.00	\$0.00	\$47,391.93	\$47,391.93	\$0.00
3131	Servicio de agua	\$26,174.00	\$20,463.93	\$46,637.93	\$46,637.93	\$0.00	\$46,637.93	\$0.00	\$0.00	\$46,637.93	\$46,637.93	\$0.00
3133	Servicio de agua en situaciones de emergencia	\$0.00	\$754.00	\$754.00	\$754.00	\$0.00	\$754.00	\$0.00	\$0.00	\$754.00	\$754.00	\$0.00
3140	Telefonía tradicional	\$10,326.00	-\$5,482.87	\$4,843.13	\$4,031.97	\$811.16	\$4,031.97	\$0.00	\$811.16	\$4,031.97	\$4,031.97	\$0.00
3141	Servicio telefónico convencional	\$10,326.00	-\$5,482.87	\$4,843.13	\$4,031.97	\$811.16	\$4,031.97	\$0.00	\$811.16	\$4,031.97	\$4,031.97	\$0.00
3150	Telefonía celular	\$8,600.00	-\$8,600.00	\$0.00	\$0.00	\$0.00	\$0.00	\$0.00	\$0.00	\$0.00	\$0.00	\$0.00
3151	Servicio de telefonía celular	\$8,600.00	-\$8,600.00	\$0.00	\$0.00	\$0.00	\$0.00	\$0.00	\$0.00	\$0.00	\$0.00	\$0.00
3170	Servicios de acceso de Internet, redes y procesamiento de información	\$156,217.00	-\$23,347.12	\$132,869.88	\$132,869.88	\$0.00	\$132,869.88	\$0.00	\$0.00	\$132,869.88	\$132,869.88	\$0.00
3171	Servicios de acceso de internet	\$120,576.00	-\$24,876.00	\$95,700.00	\$95,700.00	\$0.00	\$95,700.00	\$0.00	\$0.00	\$95,700.00	\$95,700.00	\$0.00
3172	Servicios de redes y procesamiento de información	\$35,641.00	\$1,528.88	\$37,169.88	\$37,169.88	\$0.00	\$37,169.88	\$0.00	\$0.00	\$37,169.88	\$37,169.88	\$0.00



Usr: planeacion02  
Rep: rptEstadoPresupuestoEgresos\_FF

# Instituto Tecnológico Superior de Tepeaca Estado de Puebla

## Estado del Ejercicio del Presupuesto por Fuente de Financiamiento Al 30/nov./2022

Fecha y hora de Impresión | 17/ene./2023  
12:29 p. m.

Unidad Administrativa		Aprobado	Ampliaciones / (Reducciones)	Presupuesto Vigente	Comprometido	Presupuesto Disponible para Comprometer	Devengado	Comprometid o No Devengado	Presupuesto Sin Devengar	Ejercido	Pagado	Cuentas por Pagar Deuda
Objeto	del Gasto											
3180	Servicios postales y telegráficos	\$3,348.00	-\$862.83	\$2,485.17	\$2,485.17	\$0.00	\$2,485.17	\$0.00	\$0.00	\$2,485.17	\$2,485.17	\$0.00
3181	Servicio postal	\$3,348.00	-\$862.83	\$2,485.17	\$2,485.17	\$0.00	\$2,485.17	\$0.00	\$0.00	\$2,485.17	\$2,485.17	\$0.00
<b>3200</b>	<b>SERVICIOS DE ARRENDAMIENTO</b>	<b>\$302,900.00</b>	<b>\$111,790.15</b>	<b>\$414,690.15</b>	<b>\$414,689.88</b>	<b>\$0.27</b>	<b>\$414,689.88</b>	<b>\$0.00</b>	<b>\$0.27</b>	<b>\$414,689.88</b>	<b>\$414,689.88</b>	<b>\$0.00</b>
3230	Arrendamiento de mobiliario y equipo de administración, €	\$57,900.00	\$17,100.27	\$75,000.27	\$75,000.00	\$0.27	\$75,000.00	\$0.00	\$0.27	\$75,000.00	\$75,000.00	\$0.00
3232	Arrendamiento de equipo y bienes informáticos	\$57,900.00	\$17,100.27	\$75,000.27	\$75,000.00	\$0.27	\$75,000.00	\$0.00	\$0.27	\$75,000.00	\$75,000.00	\$0.00
3250	Arrendamiento de equipo de transporte	\$0.00	\$9,860.00	\$9,860.00	\$9,860.00	\$0.00	\$9,860.00	\$0.00	\$0.00	\$9,860.00	\$9,860.00	\$0.00
3251	Arrendamiento de vehículos terrestres, aéreos, marítimos	\$0.00	\$9,860.00	\$9,860.00	\$9,860.00	\$0.00	\$9,860.00	\$0.00	\$0.00	\$9,860.00	\$9,860.00	\$0.00
3260	Arrendamiento de maquinaria, otros equipos y herramient	\$65,000.00	-\$56,126.00	\$8,874.00	\$8,874.00	\$0.00	\$8,874.00	\$0.00	\$0.00	\$8,874.00	\$8,874.00	\$0.00
3261	Arrendamiento de maquinaria, otros equipos y herramient	\$65,000.00	-\$56,126.00	\$8,874.00	\$8,874.00	\$0.00	\$8,874.00	\$0.00	\$0.00	\$8,874.00	\$8,874.00	\$0.00
3270	Arrendamiento de activos intangibles	\$85,000.00	\$74,044.24	\$159,044.24	\$159,044.24	\$0.00	\$159,044.24	\$0.00	\$0.00	\$159,044.24	\$159,044.24	\$0.00
3271	Derechos de autor, patentes, regalías y otros	\$85,000.00	\$74,044.24	\$159,044.24	\$159,044.24	\$0.00	\$159,044.24	\$0.00	\$0.00	\$159,044.24	\$159,044.24	\$0.00
3290	Otros arrendamientos	\$95,000.00	\$66,911.64	\$161,911.64	\$161,911.64	\$0.00	\$161,911.64	\$0.00	\$0.00	\$161,911.64	\$161,911.64	\$0.00
3291	Otros arrendamientos	\$95,000.00	\$66,911.64	\$161,911.64	\$161,911.64	\$0.00	\$161,911.64	\$0.00	\$0.00	\$161,911.64	\$161,911.64	\$0.00
<b>3300</b>	<b>SERVICIOS PROFESIONALES, CIENTÍFICOS, TÉCNICO</b>	<b>\$1,289,968.00</b>	<b>-\$122,411.55</b>	<b>\$1,167,556.45</b>	<b>\$998,366.45</b>	<b>\$169,190.00</b>	<b>\$778,666.45</b>	<b>\$219,700.00</b>	<b>\$388,890.00</b>	<b>\$778,666.45</b>	<b>\$778,666.45</b>	<b>\$0.00</b>
3310	Servicios legales, de contabilidad, auditoría y relacionado	\$149,757.00	-\$100,174.21	\$49,582.79	\$49,582.79	\$0.00	\$49,582.79	\$0.00	\$0.00	\$49,582.79	\$49,582.79	\$0.00
3311	Servicios relacionados con procedimientos jurisdiccionales	\$149,757.00	-\$101,168.62	\$48,588.38	\$48,588.38	\$0.00	\$48,588.38	\$0.00	\$0.00	\$48,588.38	\$48,588.38	\$0.00
3312	Otros Servicios para la operación de programas	\$0.00	\$994.41	\$994.41	\$994.41	\$0.00	\$994.41	\$0.00	\$0.00	\$994.41	\$994.41	\$0.00
3320	Servicios de diseño, arquitectura, ingeniería y actividades	\$0.00	\$19,900.00	\$19,900.00	\$19,900.00	\$0.00	\$19,900.00	\$0.00	\$0.00	\$19,900.00	\$19,900.00	\$0.00
3321	Servicios de diseño, arquitectura, ingeniería y actividades	\$0.00	\$19,900.00	\$19,900.00	\$19,900.00	\$0.00	\$19,900.00	\$0.00	\$0.00	\$19,900.00	\$19,900.00	\$0.00
3330	Servicios de consultoría administrativa, procesos, técnica	\$323,334.00	-\$96,534.00	\$226,800.00	\$219,700.00	\$7,100.00	\$0.00	\$219,700.00	\$226,800.00	\$0.00	\$0.00	\$0.00
3333	Servicios relacionados con certificación de procesos	\$323,334.00	-\$96,534.00	\$226,800.00	\$219,700.00	\$7,100.00	\$0.00	\$219,700.00	\$226,800.00	\$0.00	\$0.00	\$0.00
3340	Servicios de capacitación	\$220,857.00	-\$171,191.72	\$49,665.28	\$49,665.28	\$0.00	\$49,665.28	\$0.00	\$0.00	\$49,665.28	\$49,665.28	\$0.00
3341	Capacitación institucional	\$220,857.00	-\$171,191.72	\$49,665.28	\$49,665.28	\$0.00	\$49,665.28	\$0.00	\$0.00	\$49,665.28	\$49,665.28	\$0.00
3350	Servicios de investigación científica y desarrollo	\$0.00	\$399.00	\$399.00	\$399.00	\$0.00	\$399.00	\$0.00	\$0.00	\$399.00	\$399.00	\$0.00
3351	Servicios de investigación científica y desarrollo	\$0.00	\$399.00	\$399.00	\$399.00	\$0.00	\$399.00	\$0.00	\$0.00	\$399.00	\$399.00	\$0.00
3360	Servicios de apoyo administrativo, traducción, fotocopiado	\$140,000.00	\$214,799.26	\$354,799.26	\$354,799.26	\$0.00	\$354,799.26	\$0.00	\$0.00	\$354,799.26	\$354,799.26	\$0.00
3362	Servicios de apoyo administrativo	\$55,000.00	-\$52,650.28	\$2,349.72	\$2,349.72	\$0.00	\$2,349.72	\$0.00	\$0.00	\$2,349.72	\$2,349.72	\$0.00
3364	Servicios de impresión de material informativo derivado d	\$85,000.00	\$267,449.54	\$352,449.54	\$352,449.54	\$0.00	\$352,449.54	\$0.00	\$0.00	\$352,449.54	\$352,449.54	\$0.00
3380	Servicios de vigilancia	\$456,020.00	\$0.00	\$456,020.00	\$293,930.00	\$162,090.00	\$293,930.00	\$0.00	\$162,090.00	\$293,930.00	\$293,930.00	\$0.00
3381	Servicios de vigilancia	\$456,020.00	\$0.00	\$456,020.00	\$293,930.00	\$162,090.00	\$293,930.00	\$0.00	\$162,090.00	\$293,930.00	\$293,930.00	\$0.00
3390	Servicios profesionales, científicos y técnicos integrales	\$0.00	\$10,390.12	\$10,390.12	\$10,390.12	\$0.00	\$10,390.12	\$0.00	\$0.00	\$10,390.12	\$10,390.12	\$0.00





Usr: planeacion02  
Rep: rptEstadoPresupuestoEgresos\_FF

# Instituto Tecnológico Superior de Tepeaca Estado de Puebla

## Estado del Ejercicio del Presupuesto por Fuente de Financiamiento Al 30/nov./2022

Fecha y hora de Impresión | 17/ene./2023  
12:29 p. m.

Unidad Administrativa		Aprobado	Ampliaciones / (Reducciones)	Presupuesto Vigente	Comprometido	Presupuesto Disponible para Comprometer	Devengado	Comprometid o No Devengado	Presupuesto Sin Devengar	Ejercido	Pagado	Cuentas por Pagar Deuda
Objeto	del Gasto											
3391	Servicios profesionales, científicos y técnicos integrales	\$0.00	\$10,390.12	\$10,390.12	\$10,390.12	\$0.00	\$10,390.12	\$0.00	\$0.00	\$10,390.12	\$10,390.12	\$0.00
<b>3400</b>	<b>SERVICIOS FINANCIEROS, BANCARIOS Y COMERCIALES</b>	<b>\$159,572.00</b>	<b>-\$78,270.92</b>	<b>\$81,301.08</b>	<b>\$80,983.50</b>	<b>\$317.58</b>	<b>\$80,983.50</b>	<b>\$0.00</b>	<b>\$317.58</b>	<b>\$80,983.50</b>	<b>\$80,983.50</b>	<b>\$0.00</b>
3410	Servicios financieros y bancarios	\$8,500.00	-\$8,312.08	\$187.92	\$187.92	\$0.00	\$187.92	\$0.00	\$0.00	\$187.92	\$187.92	\$0.00
3411	Servicios financieros y bancarios	\$8,500.00	-\$8,312.08	\$187.92	\$187.92	\$0.00	\$187.92	\$0.00	\$0.00	\$187.92	\$187.92	\$0.00
3450	Seguro de bienes patrimoniales	\$46,072.00	-\$46,072.00	\$0.00	\$0.00	\$0.00	\$0.00	\$0.00	\$0.00	\$0.00	\$0.00	\$0.00
3451	Seguros de bienes patrimoniales	\$46,072.00	-\$46,072.00	\$0.00	\$0.00	\$0.00	\$0.00	\$0.00	\$0.00	\$0.00	\$0.00	\$0.00
3480	Comisiones por ventas	\$70,000.00	\$10,795.58	\$80,795.58	\$80,795.58	\$0.00	\$80,795.58	\$0.00	\$0.00	\$80,795.58	\$80,795.58	\$0.00
3481	Comisiones por ventas	\$70,000.00	\$10,795.58	\$80,795.58	\$80,795.58	\$0.00	\$80,795.58	\$0.00	\$0.00	\$80,795.58	\$80,795.58	\$0.00
3490	Servicios financieros, bancarios y comerciales integrales	\$35,000.00	-\$34,682.42	\$317.58	\$0.00	\$317.58	\$0.00	\$0.00	\$317.58	\$0.00	\$0.00	\$0.00
3491	Servicios financieros, bancarios y comerciales integrales	\$35,000.00	-\$34,682.42	\$317.58	\$0.00	\$317.58	\$0.00	\$0.00	\$317.58	\$0.00	\$0.00	\$0.00
<b>3500</b>	<b>SERVICIOS DE INSTALACIÓN, REPARACIÓN, MANTENIMIENTO Y SERVICIOS DE MANTENIMIENTO</b>	<b>\$580,000.00</b>	<b>\$31,167.01</b>	<b>\$611,167.01</b>	<b>\$477,010.28</b>	<b>\$134,156.73</b>	<b>\$477,010.28</b>	<b>\$0.00</b>	<b>\$134,156.73</b>	<b>\$477,010.28</b>	<b>\$477,010.28</b>	<b>\$0.00</b>
3510	Conservación y mantenimiento menor de inmuebles	\$50,000.00	\$277,618.19	\$327,618.19	\$193,461.46	\$134,156.73	\$193,461.46	\$0.00	\$134,156.73	\$193,461.46	\$193,461.46	\$0.00
3512	Mantenimiento y conservación menor de inmuebles para	\$50,000.00	\$277,618.19	\$327,618.19	\$193,461.46	\$134,156.73	\$193,461.46	\$0.00	\$134,156.73	\$193,461.46	\$193,461.46	\$0.00
3520	Instalación, reparación y mantenimiento de mobiliario y equipo de	\$65,000.00	-\$17,972.00	\$47,028.00	\$47,028.00	\$0.00	\$47,028.00	\$0.00	\$0.00	\$47,028.00	\$47,028.00	\$0.00
3521	Mantenimiento y conservación de mobiliario y equipo de	\$65,000.00	-\$17,972.00	\$47,028.00	\$47,028.00	\$0.00	\$47,028.00	\$0.00	\$0.00	\$47,028.00	\$47,028.00	\$0.00
3530	Instalación, reparación y mantenimiento de equipo de cómputo	\$50,000.00	-\$20,942.00	\$29,058.00	\$29,058.00	\$0.00	\$29,058.00	\$0.00	\$0.00	\$29,058.00	\$29,058.00	\$0.00
3531	Instalación, reparación y mantenimiento de equipo de cómputo	\$50,000.00	-\$20,942.00	\$29,058.00	\$29,058.00	\$0.00	\$29,058.00	\$0.00	\$0.00	\$29,058.00	\$29,058.00	\$0.00
3550	Reparación y mantenimiento de equipo de transporte	\$145,000.00	-\$78,046.44	\$66,953.56	\$66,953.56	\$0.00	\$66,953.56	\$0.00	\$0.00	\$66,953.56	\$66,953.56	\$0.00
3551	Mantenimiento y conservación de vehículos terrestres, aéreos	\$145,000.00	-\$78,046.44	\$66,953.56	\$66,953.56	\$0.00	\$66,953.56	\$0.00	\$0.00	\$66,953.56	\$66,953.56	\$0.00
3570	Instalación, reparación y mantenimiento de maquinaria, equipo	\$90,000.00	-\$74,126.94	\$15,873.06	\$15,873.06	\$0.00	\$15,873.06	\$0.00	\$0.00	\$15,873.06	\$15,873.06	\$0.00
3571	Instalación, reparación y mantenimiento de maquinaria y equipo	\$55,000.00	-\$40,750.94	\$14,249.06	\$14,249.06	\$0.00	\$14,249.06	\$0.00	\$0.00	\$14,249.06	\$14,249.06	\$0.00
3572	Instalación, reparación y mantenimiento de maquinaria y equipo	\$35,000.00	-\$33,376.00	\$1,624.00	\$1,624.00	\$0.00	\$1,624.00	\$0.00	\$0.00	\$1,624.00	\$1,624.00	\$0.00
3580	Servicios de limpieza y manejo de desechos	\$95,000.00	-\$74,067.80	\$20,932.20	\$20,932.20	\$0.00	\$20,932.20	\$0.00	\$0.00	\$20,932.20	\$20,932.20	\$0.00
3581	Servicios de limpieza y manejo de desechos	\$95,000.00	-\$74,067.80	\$20,932.20	\$20,932.20	\$0.00	\$20,932.20	\$0.00	\$0.00	\$20,932.20	\$20,932.20	\$0.00
3590	Servicios de jardinería y fumigación	\$85,000.00	\$18,704.00	\$103,704.00	\$103,704.00	\$0.00	\$103,704.00	\$0.00	\$0.00	\$103,704.00	\$103,704.00	\$0.00
3591	Servicios de jardinería y fumigación	\$85,000.00	\$18,704.00	\$103,704.00	\$103,704.00	\$0.00	\$103,704.00	\$0.00	\$0.00	\$103,704.00	\$103,704.00	\$0.00
<b>3600</b>	<b>SERVICIOS DE COMUNICACIÓN SOCIAL Y PUBLICIDAD</b>	<b>\$80,000.00</b>	<b>-\$75,172.98</b>	<b>\$4,827.02</b>	<b>\$4,827.02</b>	<b>\$0.00</b>	<b>\$4,827.02</b>	<b>\$0.00</b>	<b>\$0.00</b>	<b>\$4,827.02</b>	<b>\$4,827.02</b>	<b>\$0.00</b>
3610	Difusión por radio, televisión y otros medios de mensajes	\$0.00	\$1,579.02	\$1,579.02	\$1,579.02	\$0.00	\$1,579.02	\$0.00	\$0.00	\$1,579.02	\$1,579.02	\$0.00
3611	Difusión por radio, televisión y otros medios de mensajes	\$0.00	\$1,579.02	\$1,579.02	\$1,579.02	\$0.00	\$1,579.02	\$0.00	\$0.00	\$1,579.02	\$1,579.02	\$0.00
3620	Difusión por radio, televisión y otros medios de mensajes	\$80,000.00	-\$76,752.00	\$3,248.00	\$3,248.00	\$0.00	\$3,248.00	\$0.00	\$0.00	\$3,248.00	\$3,248.00	\$0.00
3621	Difusión por radio, televisión y otros medios de mensajes	\$80,000.00	-\$76,752.00	\$3,248.00	\$3,248.00	\$0.00	\$3,248.00	\$0.00	\$0.00	\$3,248.00	\$3,248.00	\$0.00



Usr: planeacion02  
Rep: rptEstadoPresupuestoEgresos\_FF

## Instituto Tecnológico Superior de Tepeaca Estado de Puebla

### Estado del Ejercicio del Presupuesto por Fuente de Financiamiento Al 30/nov./2022

Fecha y hora de Impresión | 17/ene./2023  
12:29 p. m.

Unidad Administrativa		Aprobado	Ampliaciones / (Reducciones)	Presupuesto Vigente	Comprometido	Presupuesto Disponible para Comprometer	Devengado	Comprometid o No Devengado	Presupuesto Sin Devengar	Ejercido	Pagado	Cuentas por Pagar Deuda
Objeto	del Gasto											
<b>3700</b>	<b>SERVICIOS DE TRASLADOS Y VIÁTICOS</b>	<b>\$280,000.00</b>	<b>-\$173,612.14</b>	<b>\$106,387.86</b>	<b>\$106,249.86</b>	<b>\$138.00</b>	<b>\$106,249.86</b>	<b>\$0.00</b>	<b>\$138.00</b>	<b>\$106,249.86</b>	<b>\$106,249.86</b>	<b>\$0.00</b>
3710	Pasajes aéreos	\$25,000.00	-\$25,000.00	\$0.00	\$0.00	\$0.00	\$0.00	\$0.00	\$0.00	\$0.00	\$0.00	\$0.00
3711	Pasajes aéreos nacionales	\$25,000.00	-\$25,000.00	\$0.00	\$0.00	\$0.00	\$0.00	\$0.00	\$0.00	\$0.00	\$0.00	\$0.00
3720	Pasajes terrestres	\$80,000.00	-\$72,655.00	\$7,345.00	\$7,345.00	\$0.00	\$7,345.00	\$0.00	\$0.00	\$7,345.00	\$7,345.00	\$0.00
3721	Pasajes terrestres nacionales	\$80,000.00	-\$72,655.00	\$7,345.00	\$7,345.00	\$0.00	\$7,345.00	\$0.00	\$0.00	\$7,345.00	\$7,345.00	\$0.00
3750	Viáticos en el país	\$150,000.00	-\$55,309.15	\$94,690.85	\$94,552.85	\$138.00	\$94,552.85	\$0.00	\$138.00	\$94,552.85	\$94,552.85	\$0.00
3751	Viáticos en el país	\$150,000.00	-\$55,309.15	\$94,690.85	\$94,552.85	\$138.00	\$94,552.85	\$0.00	\$138.00	\$94,552.85	\$94,552.85	\$0.00
3790	Otros servicios de traslado y hospedaje	\$25,000.00	-\$20,647.99	\$4,352.01	\$4,352.01	\$0.00	\$4,352.01	\$0.00	\$0.00	\$4,352.01	\$4,352.01	\$0.00
3791	Otros servicios de traslado y hospedaje	\$25,000.00	-\$20,647.99	\$4,352.01	\$4,352.01	\$0.00	\$4,352.01	\$0.00	\$0.00	\$4,352.01	\$4,352.01	\$0.00
<b>3800</b>	<b>SERVICIOS OFICIALES</b>	<b>\$250,000.00</b>	<b>\$29,697.21</b>	<b>\$279,697.21</b>	<b>\$282,947.22</b>	<b>-\$3,250.01</b>	<b>\$282,947.22</b>	<b>\$0.00</b>	<b>-\$3,250.01</b>	<b>\$282,947.22</b>	<b>\$282,947.22</b>	<b>\$0.00</b>
3820	Gastos de orden social y cultural	\$210,000.00	\$39,741.81	\$249,741.81	\$252,991.82	-\$3,250.01	\$252,991.82	\$0.00	-\$3,250.01	\$252,991.82	\$252,991.82	\$0.00
3821	Gastos de orden social	\$110,000.00	\$133,051.92	\$243,051.92	\$243,051.92	\$0.00	\$243,051.92	\$0.00	\$0.00	\$243,051.92	\$243,051.92	\$0.00
3822	Gastos de orden cultural	\$100,000.00	-\$93,310.11	\$6,689.89	\$9,939.90	-\$3,250.01	\$9,939.90	\$0.00	-\$3,250.01	\$9,939.90	\$9,939.90	\$0.00
3830	Congresos y convenciones	\$40,000.00	-\$12,034.60	\$27,965.40	\$27,965.40	\$0.00	\$27,965.40	\$0.00	\$0.00	\$27,965.40	\$27,965.40	\$0.00
3831	Congresos y convenciones	\$40,000.00	-\$12,034.60	\$27,965.40	\$27,965.40	\$0.00	\$27,965.40	\$0.00	\$0.00	\$27,965.40	\$27,965.40	\$0.00
3850	Gastos de representación	\$0.00	\$1,990.00	\$1,990.00	\$1,990.00	\$0.00	\$1,990.00	\$0.00	\$0.00	\$1,990.00	\$1,990.00	\$0.00
3851	Gastos de representación	\$0.00	\$1,990.00	\$1,990.00	\$1,990.00	\$0.00	\$1,990.00	\$0.00	\$0.00	\$1,990.00	\$1,990.00	\$0.00
<b>3900</b>	<b>OTROS SERVICIOS GENERALES</b>	<b>\$703,928.00</b>	<b>-\$374,351.88</b>	<b>\$329,576.12</b>	<b>\$328,879.25</b>	<b>\$696.87</b>	<b>\$328,879.25</b>	<b>\$0.00</b>	<b>\$696.87</b>	<b>\$328,879.25</b>	<b>\$328,042.87</b>	<b>\$836.38</b>
3920	Impuestos y derechos	\$225,000.00	-\$200,740.10	\$24,259.90	\$23,689.00	\$570.90	\$23,689.00	\$0.00	\$570.90	\$23,689.00	\$23,689.00	\$0.00
3921	Otros impuestos y derechos	\$225,000.00	-\$200,740.10	\$24,259.90	\$23,689.00	\$570.90	\$23,689.00	\$0.00	\$570.90	\$23,689.00	\$23,689.00	\$0.00
3980	Impuesto sobre nóminas y otros que se deriven de una re	\$450,000.00	-\$144,989.06	\$305,010.94	\$304,884.97	\$125.97	\$304,884.97	\$0.00	\$125.97	\$304,884.97	\$304,048.59	\$836.38
3981	Impuesto sobre nóminas y otros que se deriven de una re	\$450,000.00	-\$144,989.06	\$305,010.94	\$304,884.97	\$125.97	\$304,884.97	\$0.00	\$125.97	\$304,884.97	\$304,048.59	\$836.38
3990	Otros servicios generales	\$28,928.00	-\$28,622.72	\$305.28	\$305.28	\$0.00	\$305.28	\$0.00	\$0.00	\$305.28	\$305.28	\$0.00
3993	Otros servicios generales	\$28,928.00	-\$28,622.72	\$305.28	\$305.28	\$0.00	\$305.28	\$0.00	\$0.00	\$305.28	\$305.28	\$0.00
<b>Federal</b>		<b>\$22,858,514.00</b>	<b>\$465,218.00</b>	<b>\$23,323,732.00</b>	<b>\$17,264,738.42</b>	<b>\$6,058,993.58</b>	<b>\$16,851,335.44</b>	<b>\$413,402.98</b>	<b>\$6,472,396.56</b>	<b>\$16,851,335.44</b>	<b>\$16,850,499.06</b>	<b>\$836.38</b>

### 110 Estatal Recursos Fiscales

<b>2000</b>	<b>MATERIALES Y SUMINISTROS</b>	<b>\$0.00</b>	<b>\$742,291.45</b>	<b>\$742,291.45</b>	<b>\$742,291.45</b>	<b>\$0.00</b>	<b>\$742,291.45</b>	<b>\$0.00</b>	<b>\$0.00</b>	<b>\$742,291.45</b>	<b>\$742,291.45</b>	<b>\$0.00</b>
<b>2100</b>	<b>MATERIALES DE ADMINISTRACIÓN, EMISIÓN DE DOC</b>	<b>\$0.00</b>	<b>\$73,416.40</b>	<b>\$73,416.40</b>	<b>\$73,416.40</b>	<b>\$0.00</b>	<b>\$73,416.40</b>	<b>\$0.00</b>	<b>\$0.00</b>	<b>\$73,416.40</b>	<b>\$73,416.40</b>	<b>\$0.00</b>
2160	Material de limpieza	\$0.00	\$73,416.40	\$73,416.40	\$73,416.40	\$0.00	\$73,416.40	\$0.00	\$0.00	\$73,416.40	\$73,416.40	\$0.00
2161	Material de limpieza	\$0.00	\$73,416.40	\$73,416.40	\$73,416.40	\$0.00	\$73,416.40	\$0.00	\$0.00	\$73,416.40	\$73,416.40	\$0.00



Usr: planeacion02

Rep: rptEstadoPresupuestoEgresos\_FF

# Instituto Tecnológico Superior de Tepeaca Estado de Puebla

## Estado del Ejercicio del Presupuesto por Fuente de Financiamiento Al 30/nov./2022

Fecha y hora de Impresión | 17/ene./2023  
12:29 p. m.

Unidad Administrativa	Aprobado	Ampliaciones / (Reducciones)	Presupuesto Vigente	Comprometido	Presupuesto Disponible para Comprometer	Devengado	Comprometid o No Devengado	Presupuesto Sin Devengar	Ejercido	Pagado	Cuentas por Pagar Deuda
Objeto del Gasto											
<b>2500 PRODUCTOS QUÍMICOS, FARMACÉUTICOS Y DE LABI</b>	<b>\$0.00</b>	<b>\$668,875.05</b>	<b>\$668,875.05</b>	<b>\$668,875.05</b>	<b>\$0.00</b>	<b>\$668,875.05</b>	<b>\$0.00</b>	<b>\$0.00</b>	<b>\$668,875.05</b>	<b>\$668,875.05</b>	<b>\$0.00</b>
2530 Medicinas y productos farmacéuticos	\$0.00	\$167,272.00	\$167,272.00	\$167,272.00	\$0.00	\$167,272.00	\$0.00	\$0.00	\$167,272.00	\$167,272.00	\$0.00
2531 Medicinas y productos farmacéuticos	\$0.00	\$167,272.00	\$167,272.00	\$167,272.00	\$0.00	\$167,272.00	\$0.00	\$0.00	\$167,272.00	\$167,272.00	\$0.00
2540 Materiales, accesorios y suministros médicos	\$0.00	\$312,499.85	\$312,499.85	\$312,499.85	\$0.00	\$312,499.85	\$0.00	\$0.00	\$312,499.85	\$312,499.85	\$0.00
2541 Materiales, accesorios y suministros médicos	\$0.00	\$312,499.85	\$312,499.85	\$312,499.85	\$0.00	\$312,499.85	\$0.00	\$0.00	\$312,499.85	\$312,499.85	\$0.00
2560 Fibras sintéticas, hules, plásticos y derivados	\$0.00	\$5,428.80	\$5,428.80	\$5,428.80	\$0.00	\$5,428.80	\$0.00	\$0.00	\$5,428.80	\$5,428.80	\$0.00
2561 Fibras sintéticas, hules, plásticos y derivados	\$0.00	\$5,428.80	\$5,428.80	\$5,428.80	\$0.00	\$5,428.80	\$0.00	\$0.00	\$5,428.80	\$5,428.80	\$0.00
2590 Otros productos químicos	\$0.00	\$183,674.40	\$183,674.40	\$183,674.40	\$0.00	\$183,674.40	\$0.00	\$0.00	\$183,674.40	\$183,674.40	\$0.00
2591 Otros productos químicos	\$0.00	\$183,674.40	\$183,674.40	\$183,674.40	\$0.00	\$183,674.40	\$0.00	\$0.00	\$183,674.40	\$183,674.40	\$0.00
<b>3000 SERVICIOS GENERALES</b>	<b>\$0.00</b>	<b>\$226,800.00</b>	<b>\$226,800.00</b>	<b>\$226,800.00</b>	<b>\$0.00</b>	<b>\$226,800.00</b>	<b>\$0.00</b>	<b>\$0.00</b>	<b>\$226,800.00</b>	<b>\$226,800.00</b>	<b>\$0.00</b>
<b>3300 SERVICIOS PROFESIONALES, CIENTÍFICOS, TÉCNICO</b>	<b>\$0.00</b>	<b>\$226,800.00</b>	<b>\$226,800.00</b>	<b>\$226,800.00</b>	<b>\$0.00</b>	<b>\$226,800.00</b>	<b>\$0.00</b>	<b>\$0.00</b>	<b>\$226,800.00</b>	<b>\$226,800.00</b>	<b>\$0.00</b>
3330 Servicios de consultoría administrativa, procesos, técnica	\$0.00	\$226,800.00	\$226,800.00	\$226,800.00	\$0.00	\$226,800.00	\$0.00	\$0.00	\$226,800.00	\$226,800.00	\$0.00
3333 Servicios relacionados con certificación de procesos	\$0.00	\$226,800.00	\$226,800.00	\$226,800.00	\$0.00	\$226,800.00	\$0.00	\$0.00	\$226,800.00	\$226,800.00	\$0.00
<b>Estatal Recursos Fiscales</b>	<b>\$0.00</b>	<b>\$969,091.45</b>	<b>\$969,091.45</b>	<b>\$969,091.45</b>	<b>\$0.00</b>	<b>\$969,091.45</b>	<b>\$0.00</b>	<b>\$0.00</b>	<b>\$969,091.45</b>	<b>\$969,091.45</b>	<b>\$0.00</b>
<b>115 Estatal</b>											
<b>1000 SERVICIOS PERSONALES</b>	<b>\$17,019,115.00</b>	<b>\$4,250,421.00</b>	<b>\$21,269,536.00</b>	<b>\$16,467,762.16</b>	<b>\$4,801,773.84</b>	<b>\$16,467,762.16</b>	<b>\$0.00</b>	<b>\$4,801,773.84</b>	<b>\$16,467,762.16</b>	<b>\$16,467,762.16</b>	<b>\$0.00</b>
<b>1100 REMUNERACIONES AL PERSONAL DE CARÁCTER PE</b>	<b>\$9,245,498.00</b>	<b>\$4,136,463.29</b>	<b>\$13,381,961.29</b>	<b>\$11,891,765.35</b>	<b>\$1,490,195.94</b>	<b>\$11,891,765.35</b>	<b>\$0.00</b>	<b>\$1,490,195.94</b>	<b>\$11,891,765.35</b>	<b>\$11,891,765.35</b>	<b>\$0.00</b>
1130 Sueldos base al personal permanente	\$9,245,498.00	\$4,136,463.29	\$13,381,961.29	\$11,891,765.35	\$1,490,195.94	\$11,891,765.35	\$0.00	\$1,490,195.94	\$11,891,765.35	\$11,891,765.35	\$0.00
1132 Sueldo base al personal de confianza	\$9,245,498.00	\$4,136,463.29	\$13,381,961.29	\$11,891,765.35	\$1,490,195.94	\$11,891,765.35	\$0.00	\$1,490,195.94	\$11,891,765.35	\$11,891,765.35	\$0.00
<b>1300 REMUNERACIONES ADICIONALES Y ESPECIALES</b>	<b>\$2,573,263.00</b>	<b>\$262,505.08</b>	<b>\$2,835,768.08</b>	<b>\$829,397.19</b>	<b>\$2,006,370.89</b>	<b>\$829,397.19</b>	<b>\$0.00</b>	<b>\$2,006,370.89</b>	<b>\$829,397.19</b>	<b>\$829,397.19</b>	<b>\$0.00</b>
1310 Primas por años de servicios efectivos prestados	\$517,762.00	\$53,888.95	\$571,650.95	\$527,544.65	\$44,106.30	\$527,544.65	\$0.00	\$44,106.30	\$527,544.65	\$527,544.65	\$0.00
1311 Prima quinquenal por años de servicios efectivos prestad	\$517,762.00	\$53,888.95	\$571,650.95	\$527,544.65	\$44,106.30	\$527,544.65	\$0.00	\$44,106.30	\$527,544.65	\$527,544.65	\$0.00
1320 Primas de vacaciones, dominical y gratificación de fin de :	\$2,055,501.00	-\$56,896.76	\$1,998,604.24	\$54,923.26	\$1,943,680.98	\$54,923.26	\$0.00	\$1,943,680.98	\$54,923.26	\$54,923.26	\$0.00
1321 Primas de vacaciones y dominical	\$770,813.00	\$6,056.30	\$776,869.30	\$22,067.74	\$754,801.56	\$22,067.74	\$0.00	\$754,801.56	\$22,067.74	\$22,067.74	\$0.00
1322 Aguinaldo o gratificación de fin de año	\$1,284,688.00	-\$62,953.06	\$1,221,734.94	\$32,855.52	\$1,188,879.42	\$32,855.52	\$0.00	\$1,188,879.42	\$32,855.52	\$32,855.52	\$0.00
1340 Compensaciones	\$0.00	\$265,512.89	\$265,512.89	\$246,929.28	\$18,583.61	\$246,929.28	\$0.00	\$18,583.61	\$246,929.28	\$246,929.28	\$0.00
1343 Compensación por adquisición de material didáctico	\$0.00	\$265,512.89	\$265,512.89	\$246,929.28	\$18,583.61	\$246,929.28	\$0.00	\$18,583.61	\$246,929.28	\$246,929.28	\$0.00
<b>1400 SEGURIDAD SOCIAL</b>	<b>\$3,237,415.00</b>	<b>\$247,079.16</b>	<b>\$3,484,494.16</b>	<b>\$2,752,363.67</b>	<b>\$732,130.49</b>	<b>\$2,752,363.67</b>	<b>\$0.00</b>	<b>\$732,130.49</b>	<b>\$2,752,363.67</b>	<b>\$2,752,363.67</b>	<b>\$0.00</b>
1410 Aportaciones de seguridad social	\$2,428,084.00	\$800,094.15	\$3,228,178.15	\$2,752,363.67	\$475,814.48	\$2,752,363.67	\$0.00	\$475,814.48	\$2,752,363.67	\$2,752,363.67	\$0.00
1411 Aportaciones al Instituto de Seguridad y Servicios Sociale	\$2,428,084.00	\$800,094.15	\$3,228,178.15	\$2,752,363.67	\$475,814.48	\$2,752,363.67	\$0.00	\$475,814.48	\$2,752,363.67	\$2,752,363.67	\$0.00



Usr: planeacion02  
Rep: rptEstadoPresupuestoEgresos\_FF

# Instituto Tecnológico Superior de Tepeaca Estado de Puebla

## Estado del Ejercicio del Presupuesto por Fuente de Financiamiento Al 30/nov./2022

Fecha y hora de Impresión | 17/ene./2023  
12:29 p. m.

Unidad Administrativa		Aprobado	Ampliaciones / (Reducciones)	Presupuesto Vigente	Comprometido	Presupuesto Disponible para Comprometer	Devengado	Comprometid o No Devengado	Presupuesto Sin Devengar	Ejercido	Pagado	Cuentas por Pagar Deuda
Objeto	del Gasto											
1420	Aportaciones a fondos de vivienda	\$578,087.00	-\$578,087.00	\$0.00	\$0.00	\$0.00	\$0.00	\$0.00	\$0.00	\$0.00	\$0.00	\$0.00
1421	Aportaciones para la vivienda	\$578,087.00	-\$578,087.00	\$0.00	\$0.00	\$0.00	\$0.00	\$0.00	\$0.00	\$0.00	\$0.00	\$0.00
1430	Aportaciones al sistema para el retiro	\$231,244.00	\$25,072.01	\$256,316.01	\$0.00	\$256,316.01	\$0.00	\$0.00	\$256,316.01	\$0.00	\$0.00	\$0.00
1431	Aportaciones al sistema de ahorro para el retiro	\$231,244.00	\$25,072.01	\$256,316.01	\$0.00	\$256,316.01	\$0.00	\$0.00	\$256,316.01	\$0.00	\$0.00	\$0.00
<b>1500</b>	<b>OTRAS PRESTACIONES SOCIALES Y ECONÓMICAS</b>	<b>\$1,162,014.00</b>	<b>-\$94,891.55</b>	<b>\$1,067,122.45</b>	<b>\$994,235.95</b>	<b>\$72,886.50</b>	<b>\$994,235.95</b>	<b>\$0.00</b>	<b>\$72,886.50</b>	<b>\$994,235.95</b>	<b>\$994,235.95</b>	<b>\$0.00</b>
1540	Prestaciones contractuales	\$0.00	\$1,053,622.45	\$1,053,622.45	\$982,935.95	\$70,686.50	\$982,935.95	\$0.00	\$70,686.50	\$982,935.95	\$982,935.95	\$0.00
1543	Prestaciones establecidas por condiciones generales de t	\$0.00	\$1,053,622.45	\$1,053,622.45	\$982,935.95	\$70,686.50	\$982,935.95	\$0.00	\$70,686.50	\$982,935.95	\$982,935.95	\$0.00
1590	Otras prestaciones sociales y económicas	\$1,162,014.00	-\$1,148,514.00	\$13,500.00	\$11,300.00	\$2,200.00	\$11,300.00	\$0.00	\$2,200.00	\$11,300.00	\$11,300.00	\$0.00
1591	Otras prestaciones sociales	\$1,162,014.00	-\$1,148,514.00	\$13,500.00	\$11,300.00	\$2,200.00	\$11,300.00	\$0.00	\$2,200.00	\$11,300.00	\$11,300.00	\$0.00
<b>1600</b>	<b>PREVISIONES</b>	<b>\$450,925.00</b>	<b>-\$450,925.00</b>	<b>\$0.00</b>	<b>\$0.00</b>	<b>\$0.00</b>	<b>\$0.00</b>	<b>\$0.00</b>	<b>\$0.00</b>	<b>\$0.00</b>	<b>\$0.00</b>	<b>\$0.00</b>
1610	Previsiones de carácter laboral, económica y de segurida	\$450,925.00	-\$450,925.00	\$0.00	\$0.00	\$0.00	\$0.00	\$0.00	\$0.00	\$0.00	\$0.00	\$0.00
1613	Otras medidas de carácter laboral y económico	\$450,925.00	-\$450,925.00	\$0.00	\$0.00	\$0.00	\$0.00	\$0.00	\$0.00	\$0.00	\$0.00	\$0.00
<b>1700</b>	<b>PAGO DE ESTÍMULOS A SERVIDORES PÚBLICOS</b>	<b>\$350,000.00</b>	<b>\$150,190.02</b>	<b>\$500,190.02</b>	<b>\$0.00</b>	<b>\$500,190.02</b>	<b>\$0.00</b>	<b>\$0.00</b>	<b>\$500,190.02</b>	<b>\$0.00</b>	<b>\$0.00</b>	<b>\$0.00</b>
1710	Estímulos	\$350,000.00	\$150,190.02	\$500,190.02	\$0.00	\$500,190.02	\$0.00	\$0.00	\$500,190.02	\$0.00	\$0.00	\$0.00
1711	Estímulos por productividad y eficiencia	\$350,000.00	-\$350,000.00	\$0.00	\$0.00	\$0.00	\$0.00	\$0.00	\$0.00	\$0.00	\$0.00	\$0.00
1712	Estímulos al personal operativo	\$0.00	\$500,190.02	\$500,190.02	\$0.00	\$500,190.02	\$0.00	\$0.00	\$500,190.02	\$0.00	\$0.00	\$0.00
<b>2000</b>	<b>MATERIALES Y SUMINISTROS</b>	<b>\$1,832,842.00</b>	<b>-\$1,184,417.54</b>	<b>\$648,424.46</b>	<b>\$524,505.30</b>	<b>\$123,919.16</b>	<b>\$524,505.30</b>	<b>\$0.00</b>	<b>\$123,919.16</b>	<b>\$524,505.30</b>	<b>\$524,505.30</b>	<b>\$0.00</b>
<b>2100</b>	<b>MATERIALES DE ADMINISTRACIÓN, EMISIÓN DE DOC</b>	<b>\$196,540.00</b>	<b>-\$63,135.17</b>	<b>\$133,404.83</b>	<b>\$106,836.55</b>	<b>\$26,568.28</b>	<b>\$106,836.55</b>	<b>\$0.00</b>	<b>\$26,568.28</b>	<b>\$106,836.55</b>	<b>\$106,836.55</b>	<b>\$0.00</b>
2110	Materiales, útiles y equipos menores de oficina	\$49,619.00	-\$28,839.00	\$20,780.00	\$6,297.93	\$14,482.07	\$6,297.93	\$0.00	\$14,482.07	\$6,297.93	\$6,297.93	\$0.00
2111	Materiales, útiles y equipos menores de oficina	\$49,619.00	-\$28,839.00	\$20,780.00	\$6,297.93	\$14,482.07	\$6,297.93	\$0.00	\$14,482.07	\$6,297.93	\$6,297.93	\$0.00
2140	Materiales, útiles y equipos menores de tecnologías de la	\$29,993.00	-\$19,505.14	\$10,487.86	\$0.00	\$10,487.86	\$0.00	\$0.00	\$10,487.86	\$0.00	\$0.00	\$0.00
2141	Materiales, útiles y equipos menores de tecnologías de la	\$29,993.00	-\$19,505.14	\$10,487.86	\$0.00	\$10,487.86	\$0.00	\$0.00	\$10,487.86	\$0.00	\$0.00	\$0.00
2150	Material impreso e información digital	\$49,950.00	\$9,210.00	\$59,160.00	\$59,160.00	\$0.00	\$59,160.00	\$0.00	\$0.00	\$59,160.00	\$59,160.00	\$0.00
2151	Material impreso e información digital	\$49,950.00	\$9,210.00	\$59,160.00	\$59,160.00	\$0.00	\$59,160.00	\$0.00	\$0.00	\$59,160.00	\$59,160.00	\$0.00
2160	Material de limpieza	\$27,999.00	\$3,712.73	\$31,711.73	\$31,711.73	\$0.00	\$31,711.73	\$0.00	\$0.00	\$31,711.73	\$31,711.73	\$0.00
2161	Material de limpieza	\$27,999.00	\$3,712.73	\$31,711.73	\$31,711.73	\$0.00	\$31,711.73	\$0.00	\$0.00	\$31,711.73	\$31,711.73	\$0.00
2170	Materiales y útiles de enseñanza	\$29,979.00	-\$18,713.76	\$11,265.24	\$9,666.89	\$1,598.35	\$9,666.89	\$0.00	\$1,598.35	\$9,666.89	\$9,666.89	\$0.00
2171	Materiales y útiles de enseñanza	\$29,979.00	-\$18,713.76	\$11,265.24	\$9,666.89	\$1,598.35	\$9,666.89	\$0.00	\$1,598.35	\$9,666.89	\$9,666.89	\$0.00
2180	Materiales para el registro e identificación de bienes y per	\$9,000.00	-\$9,000.00	\$0.00	\$0.00	\$0.00	\$0.00	\$0.00	\$0.00	\$0.00	\$0.00	\$0.00
2181	Registro e identificación de bienes y personas	\$9,000.00	-\$9,000.00	\$0.00	\$0.00	\$0.00	\$0.00	\$0.00	\$0.00	\$0.00	\$0.00	\$0.00
<b>2200</b>	<b>ALIMENTOS Y UTENSILIOS</b>	<b>\$49,997.00</b>	<b>\$10,949.95</b>	<b>\$60,946.95</b>	<b>\$20,132.96</b>	<b>\$40,813.99</b>	<b>\$20,132.96</b>	<b>\$0.00</b>	<b>\$40,813.99</b>	<b>\$20,132.96</b>	<b>\$20,132.96</b>	<b>\$0.00</b>



Usr: planeacion02  
Rep: rptEstadoPresupuestoEgresos\_FF

# Instituto Tecnológico Superior de Tepeaca Estado de Puebla

## Estado del Ejercicio del Presupuesto por Fuente de Financiamiento Al 30/nov./2022

Fecha y hora de Impresión | 17/ene./2023  
12:29 p. m.

Unidad Administrativa		Aprobado	Ampliaciones / (Reducciones)	Presupuesto Vigente	Comprometido	Presupuesto Disponible para Comprometer	Devengado	Comprometid o No Devengado	Presupuesto Sin Devengar	Ejercido	Pagado	Cuentas por Pagar Deuda
Objeto	Gasto											
2210	Productos alimenticios para personas	\$29,997.00	\$30,949.95	\$60,946.95	\$20,132.96	\$40,813.99	\$20,132.96	\$0.00	\$40,813.99	\$20,132.96	\$20,132.96	\$0.00
2213	Productos alimenticios para el personal en las instalacion	\$29,997.00	\$30,949.95	\$60,946.95	\$20,132.96	\$40,813.99	\$20,132.96	\$0.00	\$40,813.99	\$20,132.96	\$20,132.96	\$0.00
2230	Utensilios para el servicio de alimentación	\$20,000.00	-\$20,000.00	\$0.00	\$0.00	\$0.00	\$0.00	\$0.00	\$0.00	\$0.00	\$0.00	\$0.00
2231	Utensilios para el servicio de alimentación	\$20,000.00	-\$20,000.00	\$0.00	\$0.00	\$0.00	\$0.00	\$0.00	\$0.00	\$0.00	\$0.00	\$0.00
<b>2400</b>	<b>MATERIALES Y ARTÍCULOS DE CONSTRUCCIÓN Y DE</b>	<b>\$275,421.00</b>	<b>-\$173,890.67</b>	<b>\$101,530.33</b>	<b>\$101,530.33</b>	<b>\$0.00</b>	<b>\$101,530.33</b>	<b>\$0.00</b>	<b>\$0.00</b>	<b>\$101,530.33</b>	<b>\$101,530.33</b>	<b>\$0.00</b>
2410	Productos minerales no metálicos	\$25,000.00	-\$25,000.00	\$0.00	\$0.00	\$0.00	\$0.00	\$0.00	\$0.00	\$0.00	\$0.00	\$0.00
2411	Productos minerales no metálicos	\$25,000.00	-\$25,000.00	\$0.00	\$0.00	\$0.00	\$0.00	\$0.00	\$0.00	\$0.00	\$0.00	\$0.00
2420	Cemento y productos de concreto	\$27,858.00	-\$27,858.00	\$0.00	\$0.00	\$0.00	\$0.00	\$0.00	\$0.00	\$0.00	\$0.00	\$0.00
2421	Cemento y productos de concreto	\$27,858.00	-\$27,858.00	\$0.00	\$0.00	\$0.00	\$0.00	\$0.00	\$0.00	\$0.00	\$0.00	\$0.00
2430	Cal, yeso y productos de yeso	\$24,955.00	-\$24,955.00	\$0.00	\$0.00	\$0.00	\$0.00	\$0.00	\$0.00	\$0.00	\$0.00	\$0.00
2431	Cal, yeso y productos de yeso	\$24,955.00	-\$24,955.00	\$0.00	\$0.00	\$0.00	\$0.00	\$0.00	\$0.00	\$0.00	\$0.00	\$0.00
2440	Madera y productos de madera	\$19,919.00	-\$19,919.00	\$0.00	\$0.00	\$0.00	\$0.00	\$0.00	\$0.00	\$0.00	\$0.00	\$0.00
2441	Madera y productos de madera	\$19,919.00	-\$19,919.00	\$0.00	\$0.00	\$0.00	\$0.00	\$0.00	\$0.00	\$0.00	\$0.00	\$0.00
2450	Vidrio y productos de vidrio	\$27,840.00	-\$27,840.00	\$0.00	\$0.00	\$0.00	\$0.00	\$0.00	\$0.00	\$0.00	\$0.00	\$0.00
2451	Vidrio y productos de vidrio	\$27,840.00	-\$27,840.00	\$0.00	\$0.00	\$0.00	\$0.00	\$0.00	\$0.00	\$0.00	\$0.00	\$0.00
2460	Material eléctrico y electrónico	\$35,000.00	-\$32,274.00	\$2,726.00	\$2,726.00	\$0.00	\$2,726.00	\$0.00	\$0.00	\$2,726.00	\$2,726.00	\$0.00
2461	Material eléctrico y electrónico	\$35,000.00	-\$32,274.00	\$2,726.00	\$2,726.00	\$0.00	\$2,726.00	\$0.00	\$0.00	\$2,726.00	\$2,726.00	\$0.00
2470	Artículos metálicos para la construcción	\$25,000.00	-\$23,944.46	\$1,055.54	\$1,055.54	\$0.00	\$1,055.54	\$0.00	\$0.00	\$1,055.54	\$1,055.54	\$0.00
2471	Artículos metálicos para la construcción	\$25,000.00	-\$23,944.46	\$1,055.54	\$1,055.54	\$0.00	\$1,055.54	\$0.00	\$0.00	\$1,055.54	\$1,055.54	\$0.00
2480	Materiales complementarios	\$44,849.00	\$16,040.30	\$60,889.30	\$60,889.30	\$0.00	\$60,889.30	\$0.00	\$0.00	\$60,889.30	\$60,889.30	\$0.00
2481	Materiales Complementarios	\$44,849.00	\$16,040.30	\$60,889.30	\$60,889.30	\$0.00	\$60,889.30	\$0.00	\$0.00	\$60,889.30	\$60,889.30	\$0.00
2490	Otros materiales y artículos de construcción y reparación	\$45,000.00	-\$8,140.51	\$36,859.49	\$36,859.49	\$0.00	\$36,859.49	\$0.00	\$0.00	\$36,859.49	\$36,859.49	\$0.00
2491	Otros materiales y artículos de construcción y reparación	\$45,000.00	-\$8,140.51	\$36,859.49	\$36,859.49	\$0.00	\$36,859.49	\$0.00	\$0.00	\$36,859.49	\$36,859.49	\$0.00
<b>2500</b>	<b>PRODUCTOS QUÍMICOS, FARMACÉUTICOS Y DE LABI</b>	<b>\$245,233.00</b>	<b>-\$186,786.13</b>	<b>\$58,446.87</b>	<b>\$58,446.87</b>	<b>\$0.00</b>	<b>\$58,446.87</b>	<b>\$0.00</b>	<b>\$0.00</b>	<b>\$58,446.87</b>	<b>\$58,446.87</b>	<b>\$0.00</b>
2510	Productos químicos básicos	\$34,997.00	-\$34,997.00	\$0.00	\$0.00	\$0.00	\$0.00	\$0.00	\$0.00	\$0.00	\$0.00	\$0.00
2511	Productos químicos básicos	\$34,997.00	-\$34,997.00	\$0.00	\$0.00	\$0.00	\$0.00	\$0.00	\$0.00	\$0.00	\$0.00	\$0.00
2520	Fertilizantes, pesticidas y otros agroquímicos	\$34,815.00	-\$23,911.00	\$10,904.00	\$10,904.00	\$0.00	\$10,904.00	\$0.00	\$0.00	\$10,904.00	\$10,904.00	\$0.00
2521	Fertilizantes, pesticidas y otros agroquímicos	\$34,815.00	-\$23,911.00	\$10,904.00	\$10,904.00	\$0.00	\$10,904.00	\$0.00	\$0.00	\$10,904.00	\$10,904.00	\$0.00
2530	Medicinas y productos farmacéuticos	\$34,994.00	-\$34,994.00	\$0.00	\$0.00	\$0.00	\$0.00	\$0.00	\$0.00	\$0.00	\$0.00	\$0.00
2531	Medicinas y productos farmacéuticos	\$34,994.00	-\$34,994.00	\$0.00	\$0.00	\$0.00	\$0.00	\$0.00	\$0.00	\$0.00	\$0.00	\$0.00
2540	Materiales, accesorios y suministros médicos	\$24,997.00	-\$23,666.74	\$1,330.26	\$1,330.26	\$0.00	\$1,330.26	\$0.00	\$0.00	\$1,330.26	\$1,330.26	\$0.00



Usr: planeacion02  
Rep: rptEstadoPresupuestoEgresos\_FF

# Instituto Tecnológico Superior de Tepeaca Estado de Puebla

## Estado del Ejercicio del Presupuesto por Fuente de Financiamiento Al 30/nov./2022

Fecha y hora de Impresión | 17/ene./2023  
12:29 p. m.

Unidad Administrativa		Aprobado	Ampliaciones / (Reducciones)	Presupuesto Vigente	Comprometido	Presupuesto Disponible para Comprometer	Devengado	Comprometid o No Devengado	Presupuesto Sin Devengar	Ejercido	Pagado	Cuentas por Pagar Deuda
Objeto	del Gasto											
2541	Materiales, accesorios y suministros médicos	\$24,997.00	-\$23,666.74	\$1,330.26	\$1,330.26	\$0.00	\$1,330.26	\$0.00	\$0.00	\$1,330.26	\$1,330.26	\$0.00
2550	Materiales, accesorios y suministros de laboratorio	\$24,921.00	-\$15,518.79	\$9,402.21	\$9,402.21	\$0.00	\$9,402.21	\$0.00	\$0.00	\$9,402.21	\$9,402.21	\$0.00
2551	Materiales, accesorios y suministros de laboratorio	\$24,921.00	-\$15,518.79	\$9,402.21	\$9,402.21	\$0.00	\$9,402.21	\$0.00	\$0.00	\$9,402.21	\$9,402.21	\$0.00
2560	Fibras sintéticas, hules, plásticos y derivados	\$45,000.00	-\$24,769.51	\$20,230.49	\$20,230.49	\$0.00	\$20,230.49	\$0.00	\$0.00	\$20,230.49	\$20,230.49	\$0.00
2561	Fibras sintéticas, hules, plásticos y derivados	\$45,000.00	-\$24,769.51	\$20,230.49	\$20,230.49	\$0.00	\$20,230.49	\$0.00	\$0.00	\$20,230.49	\$20,230.49	\$0.00
2590	Otros productos químicos	\$45,509.00	-\$28,929.09	\$16,579.91	\$16,579.91	\$0.00	\$16,579.91	\$0.00	\$0.00	\$16,579.91	\$16,579.91	\$0.00
2591	Otros productos químicos	\$45,509.00	-\$28,929.09	\$16,579.91	\$16,579.91	\$0.00	\$16,579.91	\$0.00	\$0.00	\$16,579.91	\$16,579.91	\$0.00
<b>2600</b>	<b>COMBUSTIBLES, LUBRICANTES Y ADITIVOS</b>	<b>\$279,989.00</b>	<b>-\$39,995.00</b>	<b>\$239,994.00</b>	<b>\$183,457.11</b>	<b>\$56,536.89</b>	<b>\$183,457.11</b>	<b>\$0.00</b>	<b>\$56,536.89</b>	<b>\$183,457.11</b>	<b>\$183,457.11</b>	<b>\$0.00</b>
2610	Combustibles, lubricantes y aditivos	\$279,989.00	-\$39,995.00	\$239,994.00	\$183,457.11	\$56,536.89	\$183,457.11	\$0.00	\$56,536.89	\$183,457.11	\$183,457.11	\$0.00
2612	Combustibles, lubricantes y aditivos para vehículos destir	\$279,989.00	-\$39,995.00	\$239,994.00	\$183,457.11	\$56,536.89	\$183,457.11	\$0.00	\$56,536.89	\$183,457.11	\$183,457.11	\$0.00
<b>2700</b>	<b>VESTUARIO, BLANCOS, PRENDAS DE PROTECCIÓN Y</b>	<b>\$276,613.00</b>	<b>-\$249,354.09</b>	<b>\$27,258.91</b>	<b>\$27,258.91</b>	<b>\$0.00</b>	<b>\$27,258.91</b>	<b>\$0.00</b>	<b>\$0.00</b>	<b>\$27,258.91</b>	<b>\$27,258.91</b>	<b>\$0.00</b>
2710	Vestuario y uniformes	\$74,942.00	-\$48,547.12	\$26,394.88	\$26,394.88	\$0.00	\$26,394.88	\$0.00	\$0.00	\$26,394.88	\$26,394.88	\$0.00
2711	Vestuario y uniformes	\$74,942.00	-\$48,547.12	\$26,394.88	\$26,394.88	\$0.00	\$26,394.88	\$0.00	\$0.00	\$26,394.88	\$26,394.88	\$0.00
2720	Prendas de seguridad y protección personal	\$71,703.00	-\$70,918.98	\$784.02	\$784.02	\$0.00	\$784.02	\$0.00	\$0.00	\$784.02	\$784.02	\$0.00
2721	Prendas de seguridad y protección personal	\$71,703.00	-\$70,918.98	\$784.02	\$784.02	\$0.00	\$784.02	\$0.00	\$0.00	\$784.02	\$784.02	\$0.00
2730	Artículos deportivos	\$79,986.00	-\$79,986.00	\$0.00	\$0.00	\$0.00	\$0.00	\$0.00	\$0.00	\$0.00	\$0.00	\$0.00
2731	Artículos deportivos	\$79,986.00	-\$79,986.00	\$0.00	\$0.00	\$0.00	\$0.00	\$0.00	\$0.00	\$0.00	\$0.00	\$0.00
2740	Productos textiles	\$49,982.00	-\$49,901.99	\$80.01	\$80.01	\$0.00	\$80.01	\$0.00	\$0.00	\$80.01	\$80.01	\$0.00
2741	Productos textiles	\$49,982.00	-\$49,901.99	\$80.01	\$80.01	\$0.00	\$80.01	\$0.00	\$0.00	\$80.01	\$80.01	\$0.00
<b>2900</b>	<b>HERRAMIENTAS, REFACCIONES Y ACCESORIOS MEN</b>	<b>\$509,049.00</b>	<b>-\$482,206.43</b>	<b>\$26,842.57</b>	<b>\$26,842.57</b>	<b>\$0.00</b>	<b>\$26,842.57</b>	<b>\$0.00</b>	<b>\$0.00</b>	<b>\$26,842.57</b>	<b>\$26,842.57</b>	<b>\$0.00</b>
2910	Herramientas menores	\$79,120.00	-\$76,943.66	\$2,176.34	\$2,176.34	\$0.00	\$2,176.34	\$0.00	\$0.00	\$2,176.34	\$2,176.34	\$0.00
2911	Herramientas menores	\$79,120.00	-\$76,943.66	\$2,176.34	\$2,176.34	\$0.00	\$2,176.34	\$0.00	\$0.00	\$2,176.34	\$2,176.34	\$0.00
2920	Refacciones y accesorios menores de edificios	\$60,000.00	-\$59,922.01	\$77.99	\$77.99	\$0.00	\$77.99	\$0.00	\$0.00	\$77.99	\$77.99	\$0.00
2921	Refacciones y accesorios menores de edificios	\$60,000.00	-\$59,922.01	\$77.99	\$77.99	\$0.00	\$77.99	\$0.00	\$0.00	\$77.99	\$77.99	\$0.00
2930	Refacciones y accesorios menores de mobiliario y equipo	\$45,000.00	-\$45,000.00	\$0.00	\$0.00	\$0.00	\$0.00	\$0.00	\$0.00	\$0.00	\$0.00	\$0.00
2931	Refacciones y accesorios menores de mobiliario y equipo	\$45,000.00	-\$45,000.00	\$0.00	\$0.00	\$0.00	\$0.00	\$0.00	\$0.00	\$0.00	\$0.00	\$0.00
2940	Refacciones y accesorios menores de equipo de cómputo	\$149,988.00	-\$125,399.76	\$24,588.24	\$24,588.24	\$0.00	\$24,588.24	\$0.00	\$0.00	\$24,588.24	\$24,588.24	\$0.00
2941	Refacciones y accesorios menores para equipo de cómputo	\$149,988.00	-\$125,399.76	\$24,588.24	\$24,588.24	\$0.00	\$24,588.24	\$0.00	\$0.00	\$24,588.24	\$24,588.24	\$0.00
2960	Refacciones y accesorios menores de equipo de transporte	\$109,989.00	-\$109,989.00	\$0.00	\$0.00	\$0.00	\$0.00	\$0.00	\$0.00	\$0.00	\$0.00	\$0.00
2961	Refacciones y accesorios menores de equipo de transporte	\$109,989.00	-\$109,989.00	\$0.00	\$0.00	\$0.00	\$0.00	\$0.00	\$0.00	\$0.00	\$0.00	\$0.00
2980	Refacciones y accesorios menores de maquinaria y otros	\$14,952.00	-\$14,952.00	\$0.00	\$0.00	\$0.00	\$0.00	\$0.00	\$0.00	\$0.00	\$0.00	\$0.00





Usr: planeacion02  
Rep: rptEstadoPresupuestoEgresos\_FF

# Instituto Tecnológico Superior de Tepeaca Estado de Puebla

## Estado del Ejercicio del Presupuesto por Fuente de Financiamiento Al 30/nov./2022

Fecha y hora de Impresión | 17/ene./2023  
12:29 p. m.

Unidad Administrativa		Aprobado	Ampliaciones / (Reducciones)	Presupuesto Vigente	Comprometido	Presupuesto Disponible para Comprometer	Devengado	Comprometid o No Devengado	Presupuesto Sin Devengar	Ejercido	Pagado	Cuentas por Pagar Deuda
Objeto	Gasto											
2981	Refacciones y accesorios menores de maquinaria y otros	\$14,952.00	-\$14,952.00	\$0.00	\$0.00	\$0.00	\$0.00	\$0.00	\$0.00	\$0.00	\$0.00	\$0.00
2990	Refacciones y accesorios menores otros bienes muebles	\$50,000.00	-\$50,000.00	\$0.00	\$0.00	\$0.00	\$0.00	\$0.00	\$0.00	\$0.00	\$0.00	\$0.00
2991	Refacciones y accesorios menores de otros bienes mueb	\$50,000.00	-\$50,000.00	\$0.00	\$0.00	\$0.00	\$0.00	\$0.00	\$0.00	\$0.00	\$0.00	\$0.00
<b>3000</b>	<b>SERVICIOS GENERALES</b>	<b>\$4,006,557.00</b>	<b>-\$2,600,785.46</b>	<b>\$1,405,771.54</b>	<b>\$1,103,321.54</b>	<b>\$302,450.00</b>	<b>\$1,103,321.54</b>	<b>\$0.00</b>	<b>\$302,450.00</b>	<b>\$1,103,321.54</b>	<b>\$1,103,321.54</b>	<b>\$0.00</b>
<b>3100</b>	<b>SERVICIOS BÁSICOS</b>	<b>\$360,189.00</b>	<b>-\$302,416.85</b>	<b>\$57,772.15</b>	<b>\$57,772.15</b>	<b>\$0.00</b>	<b>\$57,772.15</b>	<b>\$0.00</b>	<b>\$0.00</b>	<b>\$57,772.15</b>	<b>\$57,772.15</b>	<b>\$0.00</b>
3110	Energía eléctrica	\$130,092.00	-\$94,609.00	\$35,483.00	\$35,483.00	\$0.00	\$35,483.00	\$0.00	\$0.00	\$35,483.00	\$35,483.00	\$0.00
3111	Servicio de energía eléctrica	\$130,092.00	-\$94,609.00	\$35,483.00	\$35,483.00	\$0.00	\$35,483.00	\$0.00	\$0.00	\$35,483.00	\$35,483.00	\$0.00
3120	Gas	\$25,432.00	-\$20,542.85	\$4,889.15	\$4,889.15	\$0.00	\$4,889.15	\$0.00	\$0.00	\$4,889.15	\$4,889.15	\$0.00
3121	Servicio de gas	\$25,432.00	-\$20,542.85	\$4,889.15	\$4,889.15	\$0.00	\$4,889.15	\$0.00	\$0.00	\$4,889.15	\$4,889.15	\$0.00
3130	Agua	\$26,174.00	-\$26,174.00	\$0.00	\$0.00	\$0.00	\$0.00	\$0.00	\$0.00	\$0.00	\$0.00	\$0.00
3131	Servicio de agua	\$26,174.00	-\$26,174.00	\$0.00	\$0.00	\$0.00	\$0.00	\$0.00	\$0.00	\$0.00	\$0.00	\$0.00
3140	Telefonía tradicional	\$10,326.00	-\$10,326.00	\$0.00	\$0.00	\$0.00	\$0.00	\$0.00	\$0.00	\$0.00	\$0.00	\$0.00
3141	Servicio telefónico convencional	\$10,326.00	-\$10,326.00	\$0.00	\$0.00	\$0.00	\$0.00	\$0.00	\$0.00	\$0.00	\$0.00	\$0.00
3150	Telefonía celular	\$8,600.00	-\$8,600.00	\$0.00	\$0.00	\$0.00	\$0.00	\$0.00	\$0.00	\$0.00	\$0.00	\$0.00
3151	Servicio de telefonía celular	\$8,600.00	-\$8,600.00	\$0.00	\$0.00	\$0.00	\$0.00	\$0.00	\$0.00	\$0.00	\$0.00	\$0.00
3170	Servicios de acceso de Internet, redes y procesamiento d	\$156,217.00	-\$138,817.00	\$17,400.00	\$17,400.00	\$0.00	\$17,400.00	\$0.00	\$0.00	\$17,400.00	\$17,400.00	\$0.00
3171	Servicios de acceso de internet	\$120,576.00	-\$103,176.00	\$17,400.00	\$17,400.00	\$0.00	\$17,400.00	\$0.00	\$0.00	\$17,400.00	\$17,400.00	\$0.00
3172	Servicios de redes y procesamiento de información	\$35,641.00	-\$35,641.00	\$0.00	\$0.00	\$0.00	\$0.00	\$0.00	\$0.00	\$0.00	\$0.00	\$0.00
3180	Servicios postales y telegráficos	\$3,348.00	-\$3,348.00	\$0.00	\$0.00	\$0.00	\$0.00	\$0.00	\$0.00	\$0.00	\$0.00	\$0.00
3181	Servicio postal	\$3,348.00	-\$3,348.00	\$0.00	\$0.00	\$0.00	\$0.00	\$0.00	\$0.00	\$0.00	\$0.00	\$0.00
<b>3200</b>	<b>SERVICIOS DE ARRENDAMIENTO</b>	<b>\$302,900.00</b>	<b>-\$247,664.28</b>	<b>\$55,235.72</b>	<b>\$55,235.72</b>	<b>\$0.00</b>	<b>\$55,235.72</b>	<b>\$0.00</b>	<b>\$0.00</b>	<b>\$55,235.72</b>	<b>\$55,235.72</b>	<b>\$0.00</b>
3230	Arrendamiento de mobiliario y equipo de administración, €	\$57,900.00	-\$57,900.00	\$0.00	\$0.00	\$0.00	\$0.00	\$0.00	\$0.00	\$0.00	\$0.00	\$0.00
3232	Arrendamiento de equipo y bienes informáticos	\$57,900.00	-\$57,900.00	\$0.00	\$0.00	\$0.00	\$0.00	\$0.00	\$0.00	\$0.00	\$0.00	\$0.00
3260	Arrendamiento de maquinaria, otros equipos y herramient	\$65,000.00	-\$65,000.00	\$0.00	\$0.00	\$0.00	\$0.00	\$0.00	\$0.00	\$0.00	\$0.00	\$0.00
3261	Arrendamiento de maquinaria, otros equipos y herramient	\$65,000.00	-\$65,000.00	\$0.00	\$0.00	\$0.00	\$0.00	\$0.00	\$0.00	\$0.00	\$0.00	\$0.00
3270	Arrendamiento de activos intangibles	\$85,000.00	-\$74,482.28	\$10,517.72	\$10,517.72	\$0.00	\$10,517.72	\$0.00	\$0.00	\$10,517.72	\$10,517.72	\$0.00
3271	Derechos de autor, patentes, regalías y otros	\$85,000.00	-\$74,482.28	\$10,517.72	\$10,517.72	\$0.00	\$10,517.72	\$0.00	\$0.00	\$10,517.72	\$10,517.72	\$0.00
3290	Otros arrendamientos	\$95,000.00	-\$50,282.00	\$44,718.00	\$44,718.00	\$0.00	\$44,718.00	\$0.00	\$0.00	\$44,718.00	\$44,718.00	\$0.00
3291	Otros arrendamientos	\$95,000.00	-\$50,282.00	\$44,718.00	\$44,718.00	\$0.00	\$44,718.00	\$0.00	\$0.00	\$44,718.00	\$44,718.00	\$0.00
<b>3300</b>	<b>SERVICIOS PROFESIONALES, CIENTÍFICOS, TÉCNICO</b>	<b>\$1,289,968.00</b>	<b>-\$677,066.00</b>	<b>\$612,902.00</b>	<b>\$535,500.00</b>	<b>\$77,402.00</b>	<b>\$535,500.00</b>	<b>\$0.00</b>	<b>\$77,402.00</b>	<b>\$535,500.00</b>	<b>\$535,500.00</b>	<b>\$0.00</b>
3310	Servicios legales, de contabilidad, auditoría y relacionado	\$149,757.00	\$45,123.00	\$194,880.00	\$162,400.00	\$32,480.00	\$162,400.00	\$0.00	\$32,480.00	\$162,400.00	\$162,400.00	\$0.00



Usr: planeacion02  
Rep: rptEstadoPresupuestoEgresos\_FF

# Instituto Tecnológico Superior de Tepeaca Estado de Puebla

## Estado del Ejercicio del Presupuesto por Fuente de Financiamiento Al 30/nov./2022

Fecha y hora de Impresión | 17/ene./2023  
12:29 p. m.

Unidad Administrativa		Aprobado	Ampliaciones / (Reducciones)	Presupuesto Vigente	Comprometido	Presupuesto Disponible para Comprometer	Devengado	Comprometid o No Devengado	Presupuesto Sin Devengar	Ejercido	Pagado	Cuentas por Pagar Deuda
Objeto	del Gasto											
3311	Servicios relacionados con procedimientos jurisdiccionales	\$149,757.00	-\$149,757.00	\$0.00	\$0.00	\$0.00	\$0.00	\$0.00	\$0.00	\$0.00	\$0.00	\$0.00
3312	Otros Servicios para la operación de programas	\$0.00	\$194,880.00	\$194,880.00	\$162,400.00	\$32,480.00	\$162,400.00	\$0.00	\$32,480.00	\$162,400.00	\$162,400.00	\$0.00
3330	Servicios de consultoría administrativa, procesos, técnica	\$323,334.00	-\$323,334.00	\$0.00	\$0.00	\$0.00	\$0.00	\$0.00	\$0.00	\$0.00	\$0.00	\$0.00
3333	Servicios relacionados con certificación de procesos	\$323,334.00	-\$323,334.00	\$0.00	\$0.00	\$0.00	\$0.00	\$0.00	\$0.00	\$0.00	\$0.00	\$0.00
3340	Servicios de capacitación	\$220,857.00	-\$220,857.00	\$0.00	\$0.00	\$0.00	\$0.00	\$0.00	\$0.00	\$0.00	\$0.00	\$0.00
3341	Capacitación institucional	\$220,857.00	-\$220,857.00	\$0.00	\$0.00	\$0.00	\$0.00	\$0.00	\$0.00	\$0.00	\$0.00	\$0.00
3360	Servicios de apoyo administrativo, traducción, fotocopiado	\$140,000.00	-\$140,000.00	\$0.00	\$0.00	\$0.00	\$0.00	\$0.00	\$0.00	\$0.00	\$0.00	\$0.00
3362	Servicios de apoyo administrativo	\$55,000.00	-\$55,000.00	\$0.00	\$0.00	\$0.00	\$0.00	\$0.00	\$0.00	\$0.00	\$0.00	\$0.00
3364	Servicios de impresión de material informativo derivado de	\$85,000.00	-\$85,000.00	\$0.00	\$0.00	\$0.00	\$0.00	\$0.00	\$0.00	\$0.00	\$0.00	\$0.00
3380	Servicios de vigilancia	\$456,020.00	-\$37,998.00	\$418,022.00	\$373,100.00	\$44,922.00	\$373,100.00	\$0.00	\$44,922.00	\$373,100.00	\$373,100.00	\$0.00
3381	Servicios de vigilancia	\$456,020.00	-\$37,998.00	\$418,022.00	\$373,100.00	\$44,922.00	\$373,100.00	\$0.00	\$44,922.00	\$373,100.00	\$373,100.00	\$0.00
<b>3400</b>	<b>SERVICIOS FINANCIEROS, BANCARIOS Y COMERCIALES</b>	<b>\$159,572.00</b>	<b>-\$36,635.62</b>	<b>\$122,936.38</b>	<b>\$122,936.38</b>	<b>\$0.00</b>	<b>\$122,936.38</b>	<b>\$0.00</b>	<b>\$0.00</b>	<b>\$122,936.38</b>	<b>\$122,936.38</b>	<b>\$0.00</b>
3410	Servicios financieros y bancarios	\$8,500.00	-\$8,500.00	\$0.00	\$0.00	\$0.00	\$0.00	\$0.00	\$0.00	\$0.00	\$0.00	\$0.00
3411	Servicios financieros y bancarios	\$8,500.00	-\$8,500.00	\$0.00	\$0.00	\$0.00	\$0.00	\$0.00	\$0.00	\$0.00	\$0.00	\$0.00
3450	Seguro de bienes patrimoniales	\$46,072.00	\$39,799.91	\$85,871.91	\$85,871.91	\$0.00	\$85,871.91	\$0.00	\$0.00	\$85,871.91	\$85,871.91	\$0.00
3451	Seguros de bienes patrimoniales	\$46,072.00	\$39,799.91	\$85,871.91	\$85,871.91	\$0.00	\$85,871.91	\$0.00	\$0.00	\$85,871.91	\$85,871.91	\$0.00
3480	Comisiones por ventas	\$70,000.00	-\$36,127.68	\$33,872.32	\$33,872.32	\$0.00	\$33,872.32	\$0.00	\$0.00	\$33,872.32	\$33,872.32	\$0.00
3481	Comisiones por ventas	\$70,000.00	-\$36,127.68	\$33,872.32	\$33,872.32	\$0.00	\$33,872.32	\$0.00	\$0.00	\$33,872.32	\$33,872.32	\$0.00
3490	Servicios financieros, bancarios y comerciales integrales	\$35,000.00	-\$31,807.85	\$3,192.15	\$3,192.15	\$0.00	\$3,192.15	\$0.00	\$0.00	\$3,192.15	\$3,192.15	\$0.00
3491	Servicios financieros, bancarios y comerciales integrales	\$35,000.00	-\$31,807.85	\$3,192.15	\$3,192.15	\$0.00	\$3,192.15	\$0.00	\$0.00	\$3,192.15	\$3,192.15	\$0.00
<b>3500</b>	<b>SERVICIOS DE INSTALACIÓN, REPARACIÓN, MANTENIMIENTO</b>	<b>\$580,000.00</b>	<b>-\$224,477.69</b>	<b>\$355,522.31</b>	<b>\$130,522.31</b>	<b>\$225,000.00</b>	<b>\$130,522.31</b>	<b>\$0.00</b>	<b>\$225,000.00</b>	<b>\$130,522.31</b>	<b>\$130,522.31</b>	<b>\$0.00</b>
3510	Conservación y mantenimiento menor de inmuebles	\$50,000.00	\$275,285.31	\$325,285.31	\$100,285.31	\$225,000.00	\$100,285.31	\$0.00	\$225,000.00	\$100,285.31	\$100,285.31	\$0.00
3512	Mantenimiento y conservación menor de inmuebles para	\$50,000.00	\$275,285.31	\$325,285.31	\$100,285.31	\$225,000.00	\$100,285.31	\$0.00	\$225,000.00	\$100,285.31	\$100,285.31	\$0.00
3520	Instalación, reparación y mantenimiento de mobiliario y equipo de	\$65,000.00	-\$65,000.00	\$0.00	\$0.00	\$0.00	\$0.00	\$0.00	\$0.00	\$0.00	\$0.00	\$0.00
3521	Mantenimiento y conservación de mobiliario y equipo de	\$65,000.00	-\$65,000.00	\$0.00	\$0.00	\$0.00	\$0.00	\$0.00	\$0.00	\$0.00	\$0.00	\$0.00
3530	Instalación, reparación y mantenimiento de equipo de cómputo	\$50,000.00	-\$35,418.80	\$14,581.20	\$14,581.20	\$0.00	\$14,581.20	\$0.00	\$0.00	\$14,581.20	\$14,581.20	\$0.00
3531	Instalación, reparación y mantenimiento de equipo de cómputo	\$50,000.00	-\$35,418.80	\$14,581.20	\$14,581.20	\$0.00	\$14,581.20	\$0.00	\$0.00	\$14,581.20	\$14,581.20	\$0.00
3550	Reparación y mantenimiento de equipo de transporte	\$145,000.00	-\$145,000.00	\$0.00	\$0.00	\$0.00	\$0.00	\$0.00	\$0.00	\$0.00	\$0.00	\$0.00
3551	Mantenimiento y conservación de vehículos terrestres, aéreos	\$145,000.00	-\$145,000.00	\$0.00	\$0.00	\$0.00	\$0.00	\$0.00	\$0.00	\$0.00	\$0.00	\$0.00
3570	Instalación, reparación y mantenimiento de maquinaria, equipo	\$90,000.00	-\$74,344.20	\$15,655.80	\$15,655.80	\$0.00	\$15,655.80	\$0.00	\$0.00	\$15,655.80	\$15,655.80	\$0.00
3571	Instalación, reparación y mantenimiento de maquinaria y equipo	\$55,000.00	-\$39,344.20	\$15,655.80	\$15,655.80	\$0.00	\$15,655.80	\$0.00	\$0.00	\$15,655.80	\$15,655.80	\$0.00



Usr: planeacion02  
Rep: rptEstadoPresupuestoEgresos\_FF

## Instituto Tecnológico Superior de Tepeaca Estado de Puebla

### Estado del Ejercicio del Presupuesto por Fuente de Financiamiento Al 30/nov./2022

Fecha y hora de Impresión | 17/ene./2023  
12:29 p. m.

Unidad Administrativa	Objeto del Gasto	Aprobado	Ampliaciones / (Reducciones)	Presupuesto Vigente	Comprometido	Presupuesto Disponible para Comprometer	Devengado	Comprometid o No Devengado	Presupuesto Sin Devengar	Ejercido	Pagado	Cuentas por Pagar Deuda
3572	Instalación, reparación y mantenimiento de maquinaria y	\$35,000.00	-\$35,000.00	\$0.00	\$0.00	\$0.00	\$0.00	\$0.00	\$0.00	\$0.00	\$0.00	\$0.00
3580	Servicios de limpieza y manejo de desechos	\$95,000.00	-\$95,000.00	\$0.00	\$0.00	\$0.00	\$0.00	\$0.00	\$0.00	\$0.00	\$0.00	\$0.00
3581	Servicios de limpieza y manejo de desechos	\$95,000.00	-\$95,000.00	\$0.00	\$0.00	\$0.00	\$0.00	\$0.00	\$0.00	\$0.00	\$0.00	\$0.00
3590	Servicios de jardinería y fumigación	\$85,000.00	-\$85,000.00	\$0.00	\$0.00	\$0.00	\$0.00	\$0.00	\$0.00	\$0.00	\$0.00	\$0.00
3591	Servicios de jardinería y fumigación	\$85,000.00	-\$85,000.00	\$0.00	\$0.00	\$0.00	\$0.00	\$0.00	\$0.00	\$0.00	\$0.00	\$0.00
<b>3600</b>	<b>SERVICIOS DE COMUNICACIÓN SOCIAL Y PUBLICIDA</b>	<b>\$80,000.00</b>	<b>-\$80,000.00</b>	<b>\$0.00</b>	<b>\$0.00</b>	<b>\$0.00</b>	<b>\$0.00</b>	<b>\$0.00</b>	<b>\$0.00</b>	<b>\$0.00</b>	<b>\$0.00</b>	<b>\$0.00</b>
3620	Difusión por radio, televisión y otros medios de mensajes	\$80,000.00	-\$80,000.00	\$0.00	\$0.00	\$0.00	\$0.00	\$0.00	\$0.00	\$0.00	\$0.00	\$0.00
3621	Difusión por radio, televisión y otros medios de mensajes	\$80,000.00	-\$80,000.00	\$0.00	\$0.00	\$0.00	\$0.00	\$0.00	\$0.00	\$0.00	\$0.00	\$0.00
<b>3700</b>	<b>SERVICIOS DE TRASLADOS Y VIÁTICOS</b>	<b>\$280,000.00</b>	<b>-\$262,065.01</b>	<b>\$17,934.99</b>	<b>\$17,934.99</b>	<b>\$0.00</b>	<b>\$17,934.99</b>	<b>\$0.00</b>	<b>\$0.00</b>	<b>\$17,934.99</b>	<b>\$17,934.99</b>	<b>\$0.00</b>
3710	Pasajes aéreos	\$25,000.00	-\$25,000.00	\$0.00	\$0.00	\$0.00	\$0.00	\$0.00	\$0.00	\$0.00	\$0.00	\$0.00
3711	Pasajes aéreos nacionales	\$25,000.00	-\$25,000.00	\$0.00	\$0.00	\$0.00	\$0.00	\$0.00	\$0.00	\$0.00	\$0.00	\$0.00
3720	Pasajes terrestres	\$80,000.00	-\$79,150.00	\$850.00	\$850.00	\$0.00	\$850.00	\$0.00	\$0.00	\$850.00	\$850.00	\$0.00
3721	Pasajes terrestres nacionales	\$80,000.00	-\$79,150.00	\$850.00	\$850.00	\$0.00	\$850.00	\$0.00	\$0.00	\$850.00	\$850.00	\$0.00
3750	Viáticos en el país	\$150,000.00	-\$133,463.01	\$16,536.99	\$16,536.99	\$0.00	\$16,536.99	\$0.00	\$0.00	\$16,536.99	\$16,536.99	\$0.00
3751	Viáticos en el país	\$150,000.00	-\$133,463.01	\$16,536.99	\$16,536.99	\$0.00	\$16,536.99	\$0.00	\$0.00	\$16,536.99	\$16,536.99	\$0.00
3790	Otros servicios de traslado y hospedaje	\$25,000.00	-\$24,452.00	\$548.00	\$548.00	\$0.00	\$548.00	\$0.00	\$0.00	\$548.00	\$548.00	\$0.00
3791	Otros servicios de traslado y hospedaje	\$25,000.00	-\$24,452.00	\$548.00	\$548.00	\$0.00	\$548.00	\$0.00	\$0.00	\$548.00	\$548.00	\$0.00
<b>3800</b>	<b>SERVICIOS OFICIALES</b>	<b>\$250,000.00</b>	<b>-\$212,765.16</b>	<b>\$37,234.84</b>	<b>\$37,234.84</b>	<b>\$0.00</b>	<b>\$37,234.84</b>	<b>\$0.00</b>	<b>\$0.00</b>	<b>\$37,234.84</b>	<b>\$37,234.84</b>	<b>\$0.00</b>
3820	Gastos de orden social y cultural	\$210,000.00	-\$210,000.00	\$0.00	\$0.00	\$0.00	\$0.00	\$0.00	\$0.00	\$0.00	\$0.00	\$0.00
3821	Gastos de orden social	\$110,000.00	-\$110,000.00	\$0.00	\$0.00	\$0.00	\$0.00	\$0.00	\$0.00	\$0.00	\$0.00	\$0.00
3822	Gastos de orden cultural	\$100,000.00	-\$100,000.00	\$0.00	\$0.00	\$0.00	\$0.00	\$0.00	\$0.00	\$0.00	\$0.00	\$0.00
3830	Congresos y convenciones	\$40,000.00	-\$2,765.16	\$37,234.84	\$37,234.84	\$0.00	\$37,234.84	\$0.00	\$0.00	\$37,234.84	\$37,234.84	\$0.00
3831	Congresos y convenciones	\$40,000.00	-\$2,765.16	\$37,234.84	\$37,234.84	\$0.00	\$37,234.84	\$0.00	\$0.00	\$37,234.84	\$37,234.84	\$0.00
<b>3900</b>	<b>OTROS SERVICIOS GENERALES</b>	<b>\$703,928.00</b>	<b>-\$557,694.85</b>	<b>\$146,233.15</b>	<b>\$146,185.15</b>	<b>\$48.00</b>	<b>\$146,185.15</b>	<b>\$0.00</b>	<b>\$48.00</b>	<b>\$146,185.15</b>	<b>\$146,185.15</b>	<b>\$0.00</b>
3920	Impuestos y derechos	\$225,000.00	-\$199,541.99	\$25,458.01	\$25,458.01	\$0.00	\$25,458.01	\$0.00	\$0.00	\$25,458.01	\$25,458.01	\$0.00
3921	Otros impuestos y derechos	\$225,000.00	-\$199,541.99	\$25,458.01	\$25,458.01	\$0.00	\$25,458.01	\$0.00	\$0.00	\$25,458.01	\$25,458.01	\$0.00
3980	Impuesto sobre nóminas y otros que se deriven de una re	\$450,000.00	-\$329,224.86	\$120,775.14	\$120,727.14	\$48.00	\$120,727.14	\$0.00	\$48.00	\$120,727.14	\$120,727.14	\$0.00
3981	Impuesto sobre nóminas y otros que se deriven de una re	\$450,000.00	-\$329,224.86	\$120,775.14	\$120,727.14	\$48.00	\$120,727.14	\$0.00	\$48.00	\$120,727.14	\$120,727.14	\$0.00
3990	Otros servicios generales	\$28,928.00	-\$28,928.00	\$0.00	\$0.00	\$0.00	\$0.00	\$0.00	\$0.00	\$0.00	\$0.00	\$0.00
3993	Otros servicios generales	\$28,928.00	-\$28,928.00	\$0.00	\$0.00	\$0.00	\$0.00	\$0.00	\$0.00	\$0.00	\$0.00	\$0.00
<b>Estatal</b>		<b>\$22,858,514.00</b>	<b>\$465,218.00</b>	<b>\$23,323,732.00</b>	<b>\$18,095,589.00</b>	<b>\$5,228,143.00</b>	<b>\$18,095,589.00</b>	<b>\$0.00</b>	<b>\$5,228,143.00</b>	<b>\$18,095,589.00</b>	<b>\$18,095,589.00</b>	<b>\$0.00</b>



Utr: planeacion02  
Rep: rptEstadoPresupuestoEgresos\_FF

Instituto Tecnológico Superior de Tepeaca  
Estado de Puebla

Estado del Ejercicio del Presupuesto por Fuente de Financiamiento Al 30/nov./2022

Fecha y hora de Impresión | 17/ene./2023  
12:29 p. m.

Objeto del Gasto	Unidad Administrativa	Aprobado	Ampliaciones / (Reducciones)	Presupuesto Vigente	Comprometido	Presupuesto Disponible para Comprometer	Devengado	Comprometido o No Devengado	Presupuesto Sin Devengar	Ejercido	Pagado	Cuentas por Pagar Deuda
<b>902 Recursos del Resultado del Ejercicio Contable Presupuestal OPDs 2021</b>												
2000	<b>MATERIALES Y SUMINISTROS</b>	\$0.00	\$22,410.00	\$22,410.00	\$22,410.00	\$0.00	\$22,410.00	\$0.00	\$0.00	\$22,410.00	\$22,410.00	\$0.00
2900	<b>HERRAMIENTAS, REFACCIONES Y ACCESORIOS MEN</b>	\$0.00	\$22,410.00	\$22,410.00	\$22,410.00	\$0.00	\$22,410.00	\$0.00	\$0.00	\$22,410.00	\$22,410.00	\$0.00
2940	Refacciones y accesorios menores de equipo de cómputo	\$0.00	\$22,410.00	\$22,410.00	\$22,410.00	\$0.00	\$22,410.00	\$0.00	\$0.00	\$22,410.00	\$22,410.00	\$0.00
2941	Refacciones y accesorios menores para equipo de cómputo	\$0.00	\$22,410.00	\$22,410.00	\$22,410.00	\$0.00	\$22,410.00	\$0.00	\$0.00	\$22,410.00	\$22,410.00	\$0.00
<b>Recursos del Resultado del Ejercicio (</b>		<b>\$0.00</b>	<b>\$22,410.00</b>	<b>\$22,410.00</b>	<b>\$22,410.00</b>	<b>\$0.00</b>	<b>\$22,410.00</b>	<b>\$0.00</b>	<b>\$0.00</b>	<b>\$22,410.00</b>	<b>\$22,410.00</b>	<b>\$0.00</b>
<b>903 Captacion de Derechos</b>												
1000	<b>SERVICIOS PERSONALES</b>	\$1,555,832.00	-\$367,320.29	\$1,188,511.71	\$0.00	\$1,188,511.71	\$0.00	\$0.00	\$1,188,511.71	\$0.00	\$0.00	\$0.00
1600	<b>PREVISIONES</b>	\$0.00	\$1,188,511.71	\$1,188,511.71	\$0.00	\$1,188,511.71	\$0.00	\$0.00	\$1,188,511.71	\$0.00	\$0.00	\$0.00
1610	Previsiones de carácter laboral, económica y de seguridad	\$0.00	\$1,188,511.71	\$1,188,511.71	\$0.00	\$1,188,511.71	\$0.00	\$0.00	\$1,188,511.71	\$0.00	\$0.00	\$0.00
1613	Otras medidas de carácter laboral y económico	\$0.00	\$1,188,511.71	\$1,188,511.71	\$0.00	\$1,188,511.71	\$0.00	\$0.00	\$1,188,511.71	\$0.00	\$0.00	\$0.00
1700	<b>PAGO DE ESTÍMULOS A SERVIDORES PÚBLICOS</b>	\$1,555,832.00	-\$1,555,832.00	\$0.00	\$0.00	\$0.00	\$0.00	\$0.00	\$0.00	\$0.00	\$0.00	\$0.00
1710	Estímulos	\$1,555,832.00	-\$1,555,832.00	\$0.00	\$0.00	\$0.00	\$0.00	\$0.00	\$0.00	\$0.00	\$0.00	\$0.00
1711	Estímulos por productividad y eficiencia	\$1,555,832.00	-\$1,555,832.00	\$0.00	\$0.00	\$0.00	\$0.00	\$0.00	\$0.00	\$0.00	\$0.00	\$0.00
2000	<b>MATERIALES Y SUMINISTROS</b>	\$0.00	\$152,577.00	\$152,577.00	\$152,576.99	\$0.01	\$152,576.99	\$0.00	\$0.01	\$152,576.99	\$152,576.99	\$0.00
2700	<b>VESTUARIO, BLANCOS, PRENDAS DE PROTECCIÓN Y</b>	\$0.00	\$131,418.00	\$131,418.00	\$131,418.00	\$0.00	\$131,418.00	\$0.00	\$0.00	\$131,418.00	\$131,418.00	\$0.00
2710	Vestuario y uniformes	\$0.00	\$131,418.00	\$131,418.00	\$131,418.00	\$0.00	\$131,418.00	\$0.00	\$0.00	\$131,418.00	\$131,418.00	\$0.00
2711	Vestuario y uniformes	\$0.00	\$131,418.00	\$131,418.00	\$131,418.00	\$0.00	\$131,418.00	\$0.00	\$0.00	\$131,418.00	\$131,418.00	\$0.00
2900	<b>HERRAMIENTAS, REFACCIONES Y ACCESORIOS MEN</b>	\$0.00	\$21,159.00	\$21,159.00	\$21,158.99	\$0.01	\$21,158.99	\$0.00	\$0.01	\$21,158.99	\$21,158.99	\$0.00
2960	Refacciones y accesorios menores de equipo de transporte	\$0.00	\$21,159.00	\$21,159.00	\$21,158.99	\$0.01	\$21,158.99	\$0.00	\$0.01	\$21,158.99	\$21,158.99	\$0.00
2961	Refacciones y accesorios menores de equipo de transporte	\$0.00	\$21,159.00	\$21,159.00	\$21,158.99	\$0.01	\$21,158.99	\$0.00	\$0.01	\$21,158.99	\$21,158.99	\$0.00
3000	<b>SERVICIOS GENERALES</b>	\$412,304.00	\$864,082.29	\$1,276,386.29	\$819,345.61	\$457,040.68	\$819,345.61	\$0.00	\$457,040.68	\$819,345.61	\$756,036.54	\$63,309.07
3200	<b>SERVICIOS DE ARRENDAMIENTO</b>	\$100,000.00	-\$98,575.04	\$1,424.96	\$0.00	\$1,424.96	\$0.00	\$0.00	\$1,424.96	\$0.00	\$0.00	\$0.00
3270	Arrendamiento de activos intangibles	\$100,000.00	-\$98,575.04	\$1,424.96	\$0.00	\$1,424.96	\$0.00	\$0.00	\$1,424.96	\$0.00	\$0.00	\$0.00
3271	Derechos de autor, patentes, regalías y otros	\$100,000.00	-\$98,575.04	\$1,424.96	\$0.00	\$1,424.96	\$0.00	\$0.00	\$1,424.96	\$0.00	\$0.00	\$0.00
3300	<b>SERVICIOS PROFESIONALES, CIENTÍFICOS, TÉCNICO</b>	\$262,304.00	-\$2,447.25	\$259,856.75	\$150,380.00	\$109,476.75	\$150,380.00	\$0.00	\$109,476.75	\$150,380.00	\$150,380.00	\$0.00
3330	Servicios de consultoría administrativa, procesos, técnica	\$262,304.00	-\$46,527.25	\$215,776.75	\$106,300.00	\$109,476.75	\$106,300.00	\$0.00	\$109,476.75	\$106,300.00	\$106,300.00	\$0.00
3333	Servicios relacionados con certificación de procesos	\$262,304.00	-\$46,527.25	\$215,776.75	\$106,300.00	\$109,476.75	\$106,300.00	\$0.00	\$109,476.75	\$106,300.00	\$106,300.00	\$0.00
3390	Servicios profesionales, científicos y técnicos integrales	\$0.00	\$44,080.00	\$44,080.00	\$44,080.00	\$0.00	\$44,080.00	\$0.00	\$0.00	\$44,080.00	\$44,080.00	\$0.00



Utr: planeacion02  
Rep: rptEstadoPresupuestoEgresos\_FF


# Instituto Tecnológico Superior de Tepeaca Estado de Puebla

## Estado del Ejercicio del Presupuesto por Fuente de Financiamiento Al 30/nov./2022


Fecha y hora de Impresión | 17/ene./2023  
12:29 p. m.

Unidad Administrativa		Aprobado	Ampliaciones / (Reducciones)	Presupuesto Vigente	Comprometido	Presupuesto Disponible para Comprometer	Devengado	Comprometid o No Devengado	Presupuesto Sin Devengar	Ejercido	Cuentas por Pagar	
Objeto	del Gasto										Pagado	Deuda
3391	Servicios profesionales, científicos y técnicos integrales	\$0.00	\$44,080.00	\$44,080.00	\$44,080.00	\$0.00	\$44,080.00	\$0.00	\$0.00	\$44,080.00	\$44,080.00	\$0.00
<b>3500</b>	<b>SERVICIOS DE INSTALACIÓN, REPARACIÓN, MANTEN</b>	<b>\$0.00</b>	<b>\$250,240.29</b>	<b>\$250,240.29</b>	<b>\$203,425.29</b>	<b>\$46,815.00</b>	<b>\$203,425.29</b>	<b>\$0.00</b>	<b>\$46,815.00</b>	<b>\$203,425.29</b>	<b>\$203,425.29</b>	<b>\$0.00</b>
3510	Conservación y mantenimiento menor de inmuebles	\$0.00	\$250,240.29	\$250,240.29	\$203,425.29	\$46,815.00	\$203,425.29	\$0.00	\$46,815.00	\$203,425.29	\$203,425.29	\$0.00
3512	Mantenimiento y conservación menor de inmuebles para	\$0.00	\$250,240.29	\$250,240.29	\$203,425.29	\$46,815.00	\$203,425.29	\$0.00	\$46,815.00	\$203,425.29	\$203,425.29	\$0.00
<b>3800</b>	<b>SERVICIOS OFICIALES</b>	<b>\$0.00</b>	<b>\$40,000.00</b>	<b>\$40,000.00</b>	<b>\$0.00</b>	<b>\$40,000.00</b>	<b>\$0.00</b>	<b>\$0.00</b>	<b>\$40,000.00</b>	<b>\$0.00</b>	<b>\$0.00</b>	<b>\$0.00</b>
3830	Congresos y convenciones	\$0.00	\$40,000.00	\$40,000.00	\$0.00	\$40,000.00	\$0.00	\$0.00	\$40,000.00	\$0.00	\$0.00	\$0.00
3831	Congresos y convenciones	\$0.00	\$40,000.00	\$40,000.00	\$0.00	\$40,000.00	\$0.00	\$0.00	\$40,000.00	\$0.00	\$0.00	\$0.00
<b>3900</b>	<b>OTROS SERVICIOS GENERALES</b>	<b>\$50,000.00</b>	<b>\$674,864.29</b>	<b>\$724,864.29</b>	<b>\$465,540.32</b>	<b>\$259,323.97</b>	<b>\$465,540.32</b>	<b>\$0.00</b>	<b>\$259,323.97</b>	<b>\$465,540.32</b>	<b>\$402,231.25</b>	<b>\$63,309.07</b>
3920	Impuestos y derechos	\$50,000.00	\$82,890.00	\$132,890.00	\$82,750.00	\$50,140.00	\$82,750.00	\$0.00	\$50,140.00	\$82,750.00	\$82,750.00	\$0.00
3921	Otros impuestos y derechos	\$50,000.00	\$82,890.00	\$132,890.00	\$82,750.00	\$50,140.00	\$82,750.00	\$0.00	\$50,140.00	\$82,750.00	\$82,750.00	\$0.00
3980	Impuesto sobre nóminas y otros que se deriven de una re	\$0.00	\$489,299.48	\$489,299.48	\$290,941.00	\$198,358.48	\$290,941.00	\$0.00	\$198,358.48	\$290,941.00	\$227,631.93	\$63,309.07
3981	Impuesto sobre nóminas y otros que se deriven de una re	\$0.00	\$489,299.48	\$489,299.48	\$290,941.00	\$198,358.48	\$290,941.00	\$0.00	\$198,358.48	\$290,941.00	\$227,631.93	\$63,309.07
3990	Otros servicios generales	\$0.00	\$102,674.81	\$102,674.81	\$91,849.32	\$10,825.49	\$91,849.32	\$0.00	\$10,825.49	\$91,849.32	\$91,849.32	\$0.00
3993	Otros servicios generales	\$0.00	\$102,674.81	\$102,674.81	\$91,849.32	\$10,825.49	\$91,849.32	\$0.00	\$10,825.49	\$91,849.32	\$91,849.32	\$0.00
<b>5000</b>	<b>BIENES MUEBLES, INMUEBLES E INTANGIBLES</b>	<b>\$465,476.00</b>	<b>-\$465,476.00</b>	<b>\$0.00</b>	<b>\$0.00</b>	<b>\$0.00</b>	<b>\$0.00</b>	<b>\$0.00</b>	<b>\$0.00</b>	<b>\$0.00</b>	<b>\$0.00</b>	<b>\$0.00</b>
<b>5100</b>	<b>MOBILIARIO Y EQUIPO DE ADMINISTRACIÓN</b>	<b>\$435,297.00</b>	<b>-\$435,297.00</b>	<b>\$0.00</b>	<b>\$0.00</b>	<b>\$0.00</b>	<b>\$0.00</b>	<b>\$0.00</b>	<b>\$0.00</b>	<b>\$0.00</b>	<b>\$0.00</b>	<b>\$0.00</b>
5110	Muebles de oficina y estantería	\$227,922.00	-\$227,922.00	\$0.00	\$0.00	\$0.00	\$0.00	\$0.00	\$0.00	\$0.00	\$0.00	\$0.00
5111	Muebles de oficina y estantería	\$227,922.00	-\$227,922.00	\$0.00	\$0.00	\$0.00	\$0.00	\$0.00	\$0.00	\$0.00	\$0.00	\$0.00
5150	Equipo de cómputo y de tecnologías de la información	\$207,375.00	-\$207,375.00	\$0.00	\$0.00	\$0.00	\$0.00	\$0.00	\$0.00	\$0.00	\$0.00	\$0.00
5151	Equipo de cómputo y de tecnología de la información	\$207,375.00	-\$207,375.00	\$0.00	\$0.00	\$0.00	\$0.00	\$0.00	\$0.00	\$0.00	\$0.00	\$0.00
<b>5600</b>	<b>MAQUINARIA, OTROS EQUIPOS Y HERRAMIENTAS</b>	<b>\$28,918.00</b>	<b>-\$28,918.00</b>	<b>\$0.00</b>	<b>\$0.00</b>	<b>\$0.00</b>	<b>\$0.00</b>	<b>\$0.00</b>	<b>\$0.00</b>	<b>\$0.00</b>	<b>\$0.00</b>	<b>\$0.00</b>
5640	Sistemas de aire acondicionado, calefacción y de refriger:	\$28,918.00	-\$28,918.00	\$0.00	\$0.00	\$0.00	\$0.00	\$0.00	\$0.00	\$0.00	\$0.00	\$0.00
5641	Sistemas de aire acondicionado, calefacción y de refriger:	\$28,918.00	-\$28,918.00	\$0.00	\$0.00	\$0.00	\$0.00	\$0.00	\$0.00	\$0.00	\$0.00	\$0.00
<b>5900</b>	<b>ACTIVOS INTANGIBLES</b>	<b>\$1,261.00</b>	<b>-\$1,261.00</b>	<b>\$0.00</b>	<b>\$0.00</b>	<b>\$0.00</b>	<b>\$0.00</b>	<b>\$0.00</b>	<b>\$0.00</b>	<b>\$0.00</b>	<b>\$0.00</b>	<b>\$0.00</b>
5990	Otros activos intangibles	\$1,261.00	-\$1,261.00	\$0.00	\$0.00	\$0.00	\$0.00	\$0.00	\$0.00	\$0.00	\$0.00	\$0.00
5991	Otros activos intangibles	\$1,261.00	-\$1,261.00	\$0.00	\$0.00	\$0.00	\$0.00	\$0.00	\$0.00	\$0.00	\$0.00	\$0.00
<b>Captacion de Derechos</b>		<b>\$2,433,612.00</b>	<b>\$183,863.00</b>	<b>\$2,617,475.00</b>	<b>\$971,922.60</b>	<b>\$1,645,552.40</b>	<b>\$971,922.60</b>	<b>\$0.00</b>	<b>\$1,645,552.40</b>	<b>\$971,922.60</b>	<b>\$908,613.53</b>	<b>\$63,309.07</b>
<b>Total Final</b>		<b>\$48,920,640.00</b>	<b>\$2,587,992.57</b>	<b>\$51,508,632.57</b>	<b>\$38,410,438.68</b>	<b>\$13,098,193.89</b>	<b>\$37,997,035.70</b>	<b>\$413,402.98</b>	<b>\$13,511,596.87</b>	<b>\$37,997,035.70</b>	<b>\$37,932,890.25</b>	<b>\$64,145.45</b>

Unidad Administrativa Objeto del Gasto	Aprobado	Ampliaciones / (Reducciones)	Presupuesto Vigente	Comprometido	Presupuesto Disponible para Comprometer	Devengado	Comprometid o No Devengado	Presupuesto Sin Devengar	Ejercido	Pagado	Cuentas por Pagar Deuda

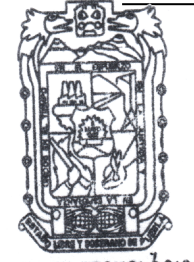
  
 GABRIEL ISRAEL AVENDANO MARZO  
 ENCARGADO DEL DESPACHO DE LA DIRECCION GENERAL

  
 GABRIELA CECILIA PORTES FLORES LARA  
 SUBDIRECTORA DE ADMINISTRACION Y FINANZAS

  
 AURORA GONZALEZ CASTILLERO  
 JEFA DEPTO. DE RECURSOS FINANCIEROS Y CONTABILIDAD

  
 CAROLINA RAMIREZ OLIVAREZ  
 DIRECTORA DE PLANEACION, ADMINISTRACION Y FINANZAS

  
 NORA JAQUELINE GARCIA CARRILLO  
 SUBDIRECTORA DE PLANEACION Y EVALUACION



**INSTITUTO TECNOLÓGICO  
SUPERIOR DE TEPEACA**